Task card 1 Graphing Linear Inequalities in Tw...

Is (3, 3) a solution of $3x + y < 14$? Answer yes or no.

Task card 2 Graphing Linear Inequalities in Tw...

Write the inequality shown in the graph. The boundary line is solid.

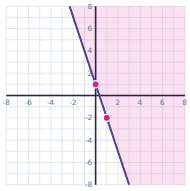

Task card 3 Graphing Linear Inequalities in Tw...

To graph $y < -2x + 5$, do you shade above or below the boundary line?

Task card 4 Graphing Linear Inequalities in Tw...

The boundary line of an inequality is solid, has a slope of -3 and a y-intercept of 2, and the region above the line is shaded. Write the inequality.

Task card 5 Graphing Linear Inequalities in Tw...

Is (3, 2) a solution of $-3x + 2y \geq -2$? Answer yes or no.

Task card 6 Graphing Linear Inequalities in Tw...

Write the inequality shown in the graph. The boundary line is dashed.

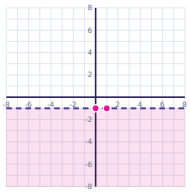

Task card 7 Graphing Linear Inequalities in Tw...

Is the boundary line of the graph of -x + y > 1 solid or dashed?

Task card 8 Graphing Linear Inequalities in Tw...

Is (1, -2) a solution of x + 2y ≥ -3? Answer yes or no.

Task card 9 Graphing Linear Inequalities in Tw...

Write the inequality shown in the graph. The boundary line is solid.

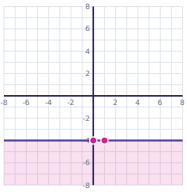

Task card 10 Graphing Linear Inequalities in Tw...

To graph y < x + 3, do you shade above or below the boundary line?

Task card 11 Graphing Linear Inequalities in Tw...

The boundary line of an inequality is solid, has a slope of 2 and a y-intercept of -3, and the region below the line is shaded. Write the inequality.

Task card 12 Graphing Linear Inequalities in Tw...

Is (3, 4) a solution of -3x + y ≤ -8? Answer yes or no.

Task card 13 Graphing Linear Inequalities in Tw...

Write the inequality shown in the graph. The boundary line is dashed.

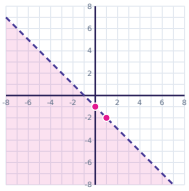

Task card 14 Graphing Linear Inequalities in Tw...

Is the boundary line of the graph of -3x - 2y < 0 solid or dashed?

Task card 15 Graphing Linear Inequalities in Tw...

Write 3x - 3y < -3 in slope-intercept form (solve for y).

Task card 16 Graphing Linear Inequalities in Tw...

Write the inequality shown in the graph. The boundary line is solid.

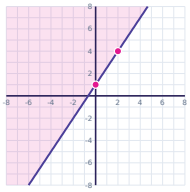

Task card 17 Graphing Linear Inequalities in Tw...

To graph -2x - 3y < 12, do you shade above or below the boundary line?

Task card 18 Graphing Linear Inequalities in Tw...

Is (-1, -1) a solution of 4x + 3y ≥ -6? Answer yes or no.

Task card 19 Graphing Linear Inequalities in Tw...

The boundary line of an inequality is dashed, has a slope of $-\frac{1}{2}$ and a y-intercept of 4, and the region above the line is shaded. Write the inequality.

Task card 20 Graphing Linear Inequalities in Tw...

Write -3x - y ≥ -5 in slope-intercept form (solve for y).

Task card 21 Graphing Linear Inequalities in Tw...

Write the inequality shown in the graph. The boundary line is solid.

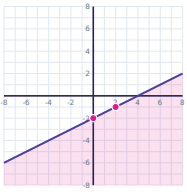

Task card 22 Graphing Linear Inequalities in Tw...

Is (-1, 4) a solution of -2x - y ≥ -2? Answer yes or no.

Task card 23 Graphing Linear Inequalities in Tw...

Write the inequality shown in the graph. The boundary line is dashed.

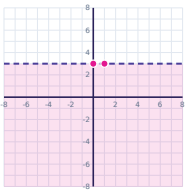

Task card 24 Graphing Linear Inequalities in Tw...

To graph y ≤ 3x - 1, do you shade above or below the boundary line?

Graphing Linear Inequalities in Two Variables Task Cards

Recording sheet · Grade 9 · Answer yes or no, solid or dashed, above or below, or write the inequality. You can type ≤ as <= and ≥ as >=.

Scan to check your answers

Name: _____ Date: _____

1	2	3	4
5	6	7	8
9	10	11	12
13	14	15	16
17	18	19	20
21	22	23	24

Graphing Linear Inequalities in Two Variables Task Cards: Answer Key

Grade 9 · Medium

The answers online

1. yes	**2.** y ≥ -3x + 1	**3.** below
4. y ≥ -3x + 2	**5.** no	**6.** y < -1
7. dashed	**8.** yes	**9.** y ≤ -4
10. below	**11.** y ≤ 2x - 3	**12.** no
13. y < -x - 1	**14.** dashed	**15.** y > x + 1
16. y ≥ 3/2x + 1	**17.** above	**18.** no
19. y > -1/2x + 4	**20.** y ≤ -3x + 5	**21.** y ≤ 1/2x - 2
22. yes	**23.** y < 3	**24.** below