Graphing Linear Inequalities in Two Variables · 1

Is (3, 3) a solution of 3x + y < 14? Answer yes or no.

Graphing Linear Inequalities in Two Variables · 2

Write the inequality shown in the graph. The boundary line is solid.

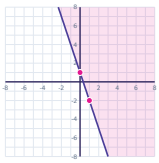

Graphing Linear Inequalities in Two Variables · 3

To graph y < -2x + 5, do you shade above or below the boundary line?

Graphing Linear Inequalities in Two Variables · 4

The boundary line of an inequality is solid, has a slope of -3 and a y-intercept of 2, and the region above the line is shaded. Write the inequality.

Graphing Linear Inequalities in Two Variables · 5

Is (3, 2) a solution of -3x + 2y ≥ -2? Answer yes or no.

Graphing Linear Inequalities in Two Variables · 6

Write the inequality shown in the graph. The boundary line is dashed.

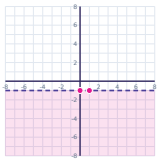

Graphing Linear Inequalities in Two Variables · 7

Is the boundary line of the graph of -x + y > 1 solid or dashed?

Graphing Linear Inequalities in Two Variables · 8

Is (1, -2) a solution of x + 2y ≥ -3? Answer yes or no.

Graphing Linear Inequalities in Two Variables · 2

ANSWER

$y \geq -3x + 1$

Graphing Linear Inequalities in Two Variables · 1

ANSWER

yes

Graphing Linear Inequalities in Two Variables · 4

ANSWER

$y \geq -3x + 2$

Graphing Linear Inequalities in Two Variables · 3

ANSWER

below

Graphing Linear Inequalities in Two Variables · 6

ANSWER

$y < -1$

Graphing Linear Inequalities in Two Variables · 5

ANSWER

no

Graphing Linear Inequalities in Two Variables · 8

ANSWER

yes

Graphing Linear Inequalities in Two Variables · 7

ANSWER

dashed

Write the inequality shown in the graph. The boundary line is solid.

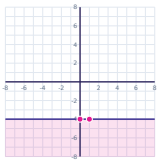

To graph $y < x + 3$, do you shade above or below the boundary line?

The boundary line of an inequality is solid, has a slope of 2 and a y-intercept of -3, and the region below the line is shaded. Write the inequality.

Is (3, 4) a solution of $-3x + y \leq -8$? Answer yes or no.

Write the inequality shown in the graph. The boundary line is dashed.

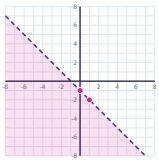

Is the boundary line of the graph of $-3x - 2y < 0$ solid or dashed?

Write $3x - 3y < -3$ in slope-intercept form (solve for y).

Write the inequality shown in the graph. The boundary line is solid.

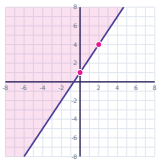

Graphing Linear Inequalities in Two Variables · 10

ANSWER

below

Graphing Linear Inequalities in Two Variables · 9

ANSWER

$y \leq -4$

Graphing Linear Inequalities in Two Variables · 12

ANSWER

no

Graphing Linear Inequalities in Two Variables · 11

ANSWER

$y \leq 2x - 3$

Graphing Linear Inequalities in Two Variables · 14

ANSWER

dashed

Graphing Linear Inequalities in Two Variables · 13

ANSWER

$y < -x - 1$

Graphing Linear Inequalities in Two Variables · 16

ANSWER

$y \geq 3/2x + 1$

Graphing Linear Inequalities in Two Variables · 15

ANSWER

$y > x + 1$

To graph -2x - 3y < 12, do you shade above or below the boundary line?

Is (-1, -1) a solution of 4x + 3y ≥ -6? Answer yes or no.

The boundary line of an inequality is dashed, has a slope of $-\frac{1}{2}$ and a y-intercept of 4, and the region above the line is shaded. Write the inequality.

Write -3x - y ≥ -5 in slope-intercept form (solve for y).

Write the inequality shown in the graph. The boundary line is solid.

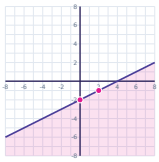

Is (-1, 4) a solution of -2x - y ≥ -2? Answer yes or no.

Write the inequality shown in the graph. The boundary line is dashed.

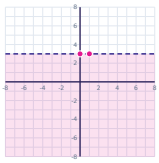

To graph y ≤ 3x - 1, do you shade above or below the boundary line?

Graphing Linear Inequalities in Two Variables · 18

ANSWER

no

Graphing Linear Inequalities in Two Variables · 17

ANSWER

above

Graphing Linear Inequalities in Two Variables · 20

ANSWER

$y \leq -3x + 5$

Graphing Linear Inequalities in Two Variables · 19

ANSWER

$y > -1/2x + 4$

Graphing Linear Inequalities in Two Variables · 22

ANSWER

yes

Graphing Linear Inequalities in Two Variables · 21

ANSWER

$y \leq 1/2x - 2$

Graphing Linear Inequalities in Two Variables · 24

ANSWER

below

Graphing Linear Inequalities in Two Variables · 23

ANSWER

$y < 3$