Function Notation with Graphs & Tables · 1

The graph shows y = f(x). Find f(0).

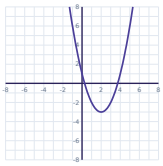

Function Notation with Graphs & Tables · 2

The graph shows y = f(x). Find x when f(x) = 3.

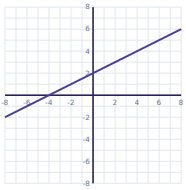

Function Notation with Graphs & Tables · 3

The graph shows y = f(x), and g(x) = -4x + 3. Find f(-1) + g(-4).

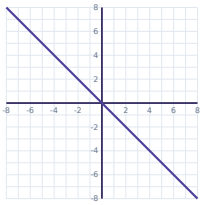

Function Notation with Graphs & Tables · 4

The graph shows y = f(x). Find f(-4).

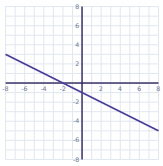

Function Notation with Graphs & Tables · 5

The graph shows y = f(x). Find x when f(x) = -4.

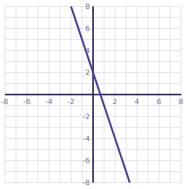

Function Notation with Graphs & Tables · 6

The graph shows y = f(x), and g(x) = -2x + 8. Find f(1) - g(2).

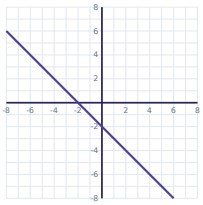

Function Notation with Graphs & Tables · 7

The graph shows y = f(x). Find f(3).

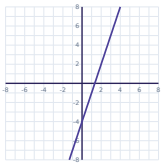

Function Notation with Graphs & Tables · 8

The graph shows y = f(x). Find x when f(x) = -5.

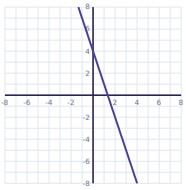

Function Notation with Graphs & Tables · 2

ANSWER

2

Function Notation with Graphs & Tables · 1

ANSWER

1

Function Notation with Graphs & Tables · 4

ANSWER

1

Function Notation with Graphs & Tables · 3

ANSWER

20

Function Notation with Graphs & Tables · 6

ANSWER

-7

Function Notation with Graphs & Tables · 5

ANSWER

2

Function Notation with Graphs & Tables · 8

ANSWER

3

Function Notation with Graphs & Tables · 7

ANSWER

5

Function Notation with Graphs & Tables · 9

The graph shows y = f(x), and g(x) = 5x - 7. Find f(0) - g(3).

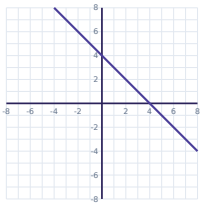

Function Notation with Graphs & Tables · 10

The graph shows y = f(x). Find f(1).

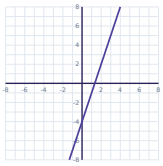

Function Notation with Graphs & Tables · 11

The graph shows y = f(x). Find x when f(x) = 6.

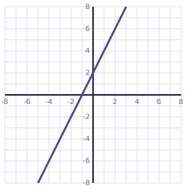

Function Notation with Graphs & Tables · 12

The graph shows y = f(x), and g(x) = -4x + 8. Find f(1) - g(-4).

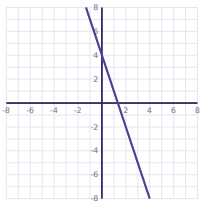

Function Notation with Graphs & Tables · 13

The graph shows y = f(x). Find f(2).

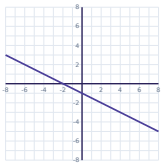

Function Notation with Graphs & Tables · 14

The graph shows y = f(x). Find x when f(x) = 5.

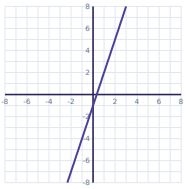

Function Notation with Graphs & Tables · 15

The graph shows y = f(x), and g(x) = 2x - 4. Find f(-1) + g(1).

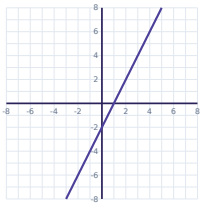

Function Notation with Graphs & Tables · 16

The graph shows y = f(x). Find f(-1).

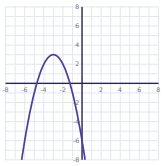

Function Notation with Graphs & Tables · 10

ANSWER

-1

Function Notation with Graphs & Tables · 9

ANSWER

-4

Function Notation with Graphs & Tables · 12

ANSWER

-23

Function Notation with Graphs & Tables · 11

ANSWER

2

Function Notation with Graphs & Tables · 14

ANSWER

2

Function Notation with Graphs & Tables · 13

ANSWER

-2

Function Notation with Graphs & Tables · 16

ANSWER

-1

Function Notation with Graphs & Tables · 15

ANSWER

-6

Function Notation with Graphs & Tables · 17

The graph shows y = f(x). Find x when f(x) = 5.

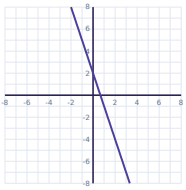

Function Notation with Graphs & Tables · 18

The graph shows y = f(x), and g(x) = -5x - 1. Find f(-1) - g(-5).

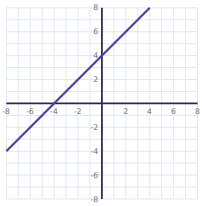

Function Notation with Graphs & Tables · 19

The graph shows y = f(x). Find f(-1).

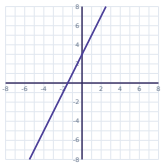

Function Notation with Graphs & Tables · 20

The graph shows y = f(x). Find x when f(x) = -2.

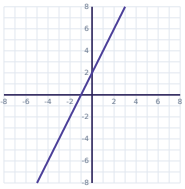

Function Notation with Graphs & Tables · 21

The graph shows y = f(x), and g(x) = -3x. Find f(0) + g(-4).

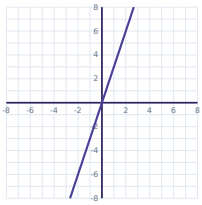

Function Notation with Graphs & Tables · 22

The graph shows y = f(x). Find f(0).

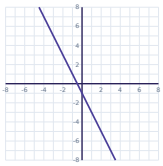

Function Notation with Graphs & Tables · 23

The graph shows y = f(x). Find x when f(x) = 5.

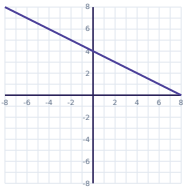

Function Notation with Graphs & Tables · 24

The graph shows y = f(x), and g(x) = 2x - 6. Find f(0) + g(-3).

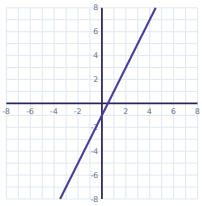

Function Notation with Graphs & Tables · 18

ANSWER

-21

Function Notation with Graphs & Tables · 17

ANSWER

-1

Function Notation with Graphs & Tables · 20

ANSWER

-2

Function Notation with Graphs & Tables · 19

ANSWER

1

Function Notation with Graphs & Tables · 22

ANSWER

-1

Function Notation with Graphs & Tables · 21

ANSWER

12

Function Notation with Graphs & Tables · 24

ANSWER

-13

Function Notation with Graphs & Tables · 23

ANSWER

-2