Function Notation with Graphs & Tables · 1

The graph shows y = f(x). Find f(-1).

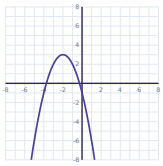

Function Notation with Graphs & Tables · 2

The graph shows y = f(x). Find x when f(x) = -2.

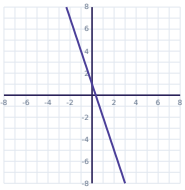

Function Notation with Graphs & Tables · 3

The graph shows y = f(x), and g(x) = 5x + 2. Find f(-1) - g(4).

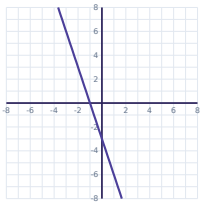

Function Notation with Graphs & Tables · 4

The graph shows y = f(x). Find f(6).

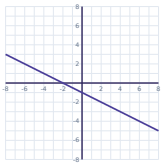

Function Notation with Graphs & Tables · 5

The graph shows y = f(x). Find x when f(x) = -6.

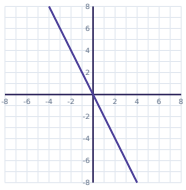

Function Notation with Graphs & Tables · 6

The graph shows y = f(x), and g(x) = -2x + 8. Find f(2) - g(-3).

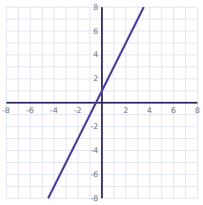

Function Notation with Graphs & Tables · 7

The graph shows y = f(x). Find f(-3).

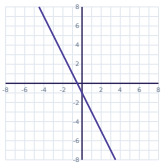

Function Notation with Graphs & Tables · 8

The graph shows y = f(x). Find x when f(x) = -6.

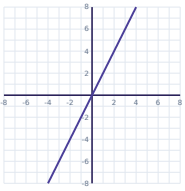

Function Notation with Graphs & Tables · 2

ANSWER

1

Function Notation with Graphs & Tables · 1

ANSWER

2

Function Notation with Graphs & Tables · 4

ANSWER

-4

Function Notation with Graphs & Tables · 3

ANSWER

-22

Function Notation with Graphs & Tables · 6

ANSWER

-9

Function Notation with Graphs & Tables · 5

ANSWER

3

Function Notation with Graphs & Tables · 8

ANSWER

-3

Function Notation with Graphs & Tables · 7

ANSWER

5

Function Notation with Graphs & Tables · 9

The graph shows y = f(x), and g(x) = 2x + 5. Find f(1) - g(-4).

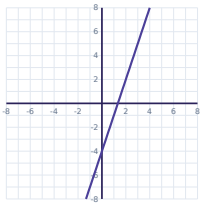

Function Notation with Graphs & Tables · 10

The graph shows y = f(x). Find f(2).

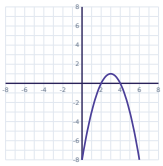

Function Notation with Graphs & Tables · 11

The graph shows y = f(x). Find x when f(x) = 0.

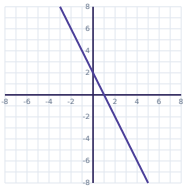

Function Notation with Graphs & Tables · 12

The graph shows y = f(x), and g(x) = -2x - 5. Find f(-1) - g(5).

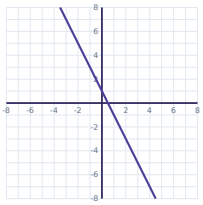

Function Notation with Graphs & Tables · 13

The graph shows y = f(x). Find f(-5).

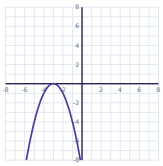

Function Notation with Graphs & Tables · 14

The graph shows y = f(x). Find x when f(x) = 7.

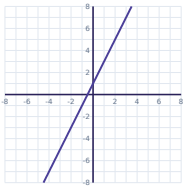

Function Notation with Graphs & Tables · 15

The graph shows y = f(x), and g(x) = -3x + 5. Find f(-1) + g(4).

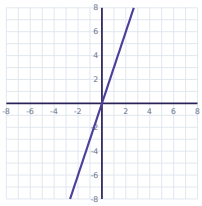

Function Notation with Graphs & Tables · 16

The graph shows y = f(x). Find f(1).

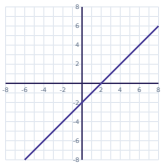

Function Notation with Graphs & Tables · 10

ANSWER

0

Function Notation with Graphs & Tables · 9

ANSWER

2

Function Notation with Graphs & Tables · 12

ANSWER

18

Function Notation with Graphs & Tables · 11

ANSWER

1

Function Notation with Graphs & Tables · 14

ANSWER

3

Function Notation with Graphs & Tables · 13

ANSWER

-4

Function Notation with Graphs & Tables · 16

ANSWER

-1

Function Notation with Graphs & Tables · 15

ANSWER

-10

The graph shows y = f(x). Find x when f(x) = -1.

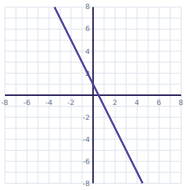

The graph shows y = f(x), and g(x) = -5x + 4. Find f(2) - g(2).

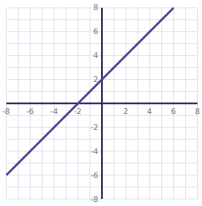

The graph shows y = f(x). Find f(4).

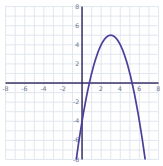

The graph shows y = f(x). Find x when f(x) = -1.

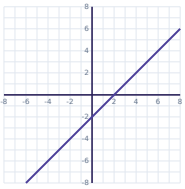

The graph shows y = f(x), and g(x) = 3x + 7. Find f(2) + g(3).

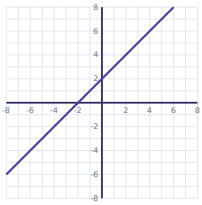

The graph shows y = f(x). Find f(-1).

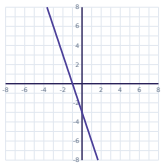

The graph shows y = f(x). Find x when f(x) = -1.

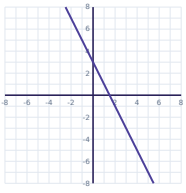

The graph shows y = f(x), and g(x) = -3x - 5. Find f(-4) + g(3).

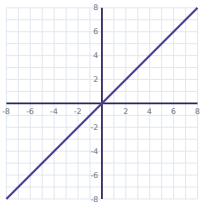

Function Notation with Graphs & Tables · 18

ANSWER

10

Function Notation with Graphs & Tables · 17

ANSWER

1

Function Notation with Graphs & Tables · 20

ANSWER

1

Function Notation with Graphs & Tables · 19

ANSWER

4

Function Notation with Graphs & Tables · 22

ANSWER

0

Function Notation with Graphs & Tables · 21

ANSWER

20

Function Notation with Graphs & Tables · 24

ANSWER

-18

Function Notation with Graphs & Tables · 23

ANSWER

2