Task card 1 Box Plots, Quartiles & Outliers

Data: 62, 62, 52, 64, 57, 46, 60, 58, 55, 49. Find the interquartile range (IQR).

Task card 2 Box Plots, Quartiles & Outliers

Data: 46, 42, 39, 73, 46, 38, 46, 48, 51, 53, 38. Find the upper fence, Q3 + 1.5 × IQR.

Task card 3 Box Plots, Quartiles & Outliers

Data: 64, 61, 51, 64, 60, 49, 49, 58, 47, 51, 53. Find the lower fence, Q1 − 1.5 × IQR.

Task card 4 Box Plots, Quartiles & Outliers

Data: 53, 52, 46, 45, 61, 19, 61, 40, 45, 47, 51. Use the 1.5 × IQR rule to list all the outliers (or write none).

Task card 5 Box Plots, Quartiles & Outliers

Data: 59, 45, 56, 48, 48, 21, 59, 61, 45, 55, 50. Is 61 an outlier by the 1.5 × IQR rule?

Task card 6 Box Plots, Quartiles & Outliers

Use the box plot to find the upper fence, Q3 + 1.5 × IQR.

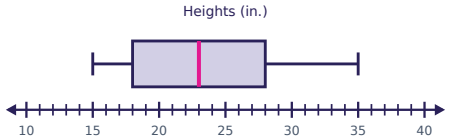

Task card 7 Box Plots, Quartiles & Outliers

Data: 35, 40, 47, 41, 43, 36, 28, 36, 38, 29, 45. Write the five-number summary (minimum, Q1, median, Q3, maximum).

Task card 8 Box Plots, Quartiles & Outliers

Data: 40, 44, 30, 10, 46, 36, 36, 39, 46. Use the 1.5 × IQR rule to list all the outliers (or write none).

Task card 9 Box Plots, Quartiles & Outliers

Data: 30, 53, 36, 38, 52, 46, 54, 80, 48, 48, 51. Find the interquartile range (IQR).

Task card 10 Box Plots, Quartiles & Outliers

Data: 30, 34, 30, 14, 18, 22, 11, 13, 49, 17, 35. Find the upper fence, Q3 + 1.5 × IQR.

Task card 11 Box Plots, Quartiles & Outliers

Data: 74, 50, 61, 63, 52, 69, 53, 72, 65, 50. Find the lower fence, Q1 − 1.5 × IQR.

Task card 12 Box Plots, Quartiles & Outliers

Data: 26, 39, 23, 38, 45, 24, 34, 33, 59, 34. Use the 1.5 × IQR rule to list all the outliers (or write none).

Task card 13 Box Plots, Quartiles & Outliers

Data: 31, 51, 39, 36, 34, 43, 33, 40, 78, 46, 36. Is 51 an outlier by the 1.5 × IQR rule?

Task card 14 Box Plots, Quartiles & Outliers

Use the box plot to find the lower fence, Q1 − 1.5 × IQR.

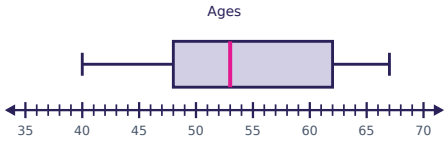

Task card 15 Box Plots, Quartiles & Outliers

Data: 26, 42, 30, 27, 21, 44, 31, 21, 27, 26, 31. Write the five-number summary (minimum, Q1, median, Q3, maximum).

Task card 16 Box Plots, Quartiles & Outliers

Data: 93, 44, 25, 31, 40, 28, 46, 44, 50, 29, 32. Use the 1.5 × IQR rule to list all the outliers (or write none).

Task card 17 Box Plots, Quartiles & Outliers

Data: 29, 42, 34, 34, 85, 51, 46, 40, 48, 30, 49. Use the 1.5 × IQR rule to list all the outliers (or write none).

Task card 18 Box Plots, Quartiles & Outliers

Data: 52, 61, 48, 15, 60, 55, 63, 47, 56, 48. Is 63 an outlier by the 1.5 × IQR rule?

Task card 19 Box Plots, Quartiles & Outliers

Is the maximum, 38, an outlier by the 1.5 × IQR rule?

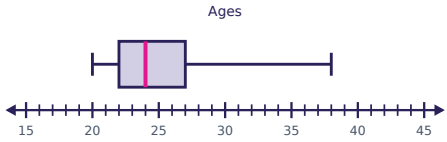

Task card 20 Box Plots, Quartiles & Outliers

Data: 49, 35, 41, 36, 32, 47, 40, 54, 95, 33. Remove the outlier (by the 1.5 × IQR rule). By how much does the range go down?

Task card 21 Box Plots, Quartiles & Outliers

Data: 40, 36, 42, 44, 54, 105, 46, 57, 44, 39, 44. Write the five-number summary (minimum, Q1, median, Q3, maximum).

Task card 22 Box Plots, Quartiles & Outliers

Data: 35, 41, 34, 34, 37, 41, 52, 53, 40, 30. Use the 1.5 × IQR rule to list all the outliers (or write none).

Task card 23 Box Plots, Quartiles & Outliers

Use the box plot to find the upper fence, Q3 + 1.5 × IQR.

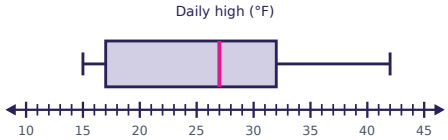

Task card 24 Box Plots, Quartiles & Outliers

Data: 55, 50, 55, 50, 52, 52, 56, 53, 55. Find the interquartile range (IQR).

Box Plots, Quartiles & Outliers Task Cards

Recording sheet · Grade 9 · Q1 and Q3 are the medians of the lower and upper halves (leave the median out of both halves when there is an odd number of values). A value is an outlier if it is below Q1 - 1.5 × IQR or above Q3 + 1.5 × IQR. Write a list like 3, 7, 10, 14, 20 from least to greatest; write none if there are no outliers; answer yes or no, or A or B, when asked.

Scan to check your answers

Name: _____ Date: _____

1	2	3	4
5	6	7	8
9	10	11	12
13	14	15	16
17	18	19	20
21	22	23	24

Box Plots, Quartiles & Outliers Task Cards: Answer Key

Grade 9 · Medium

The answers online

1. 10	**2.** 69	**3.** 31
4. 19	**5.** no	**6.** 43
7. 28, 35, 38, 43, 47	**8.** 10	**9.** 15
10. 64	**11.** 26.5	**12.** 59
13. no	**14.** 27	**15.** 21, 26, 27, 31, 44
16. 93	**17.** 85	**18.** no
19. yes	**20.** 41	**21.** 36, 40, 44, 54, 105
22. 52, 53	**23.** 54.5	**24.** 4