Task card 1 Box Plots, Quartiles & Outliers

Data: 45, 30, 19, 21, 39, 41, 28, 45, 35, 22, 35. Use the 1.5 × IQR rule to list all the outliers (or write none).

Task card 2 Box Plots, Quartiles & Outliers

Data: 50, 52, 51, 53, 45, 35, 59, 45, 38, 61, 10. Is 10 an outlier by the 1.5 × IQR rule?

Task card 3 Box Plots, Quartiles & Outliers

Is the minimum, 40, an outlier by the 1.5 × IQR rule?

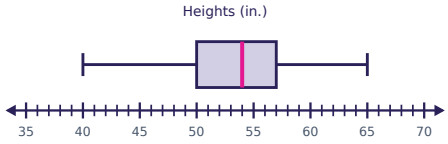

Task card 4 Box Plots, Quartiles & Outliers

Data: 40, 77, 29, 55, 37, 44, 44, 50, 26, 35, 39. Remove the outlier (by the 1.5 × IQR rule). By how much does the range go down?

Task card 5 Box Plots, Quartiles & Outliers

Data: 19, 40, 21, 30, 26, 41, 15, 27, 38. Write the five-number summary (minimum, Q1, median, Q3, maximum).

Task card 6 Box Plots, Quartiles & Outliers

Data: 55, 61, 46, 56, 58, 40, 55, 53, 106, 46, 65. Use the 1.5 × IQR rule to list all the outliers (or write none).

Task card 7 Box Plots, Quartiles & Outliers

Use the box plot to find the lower fence, Q1 − 1.5 × IQR.

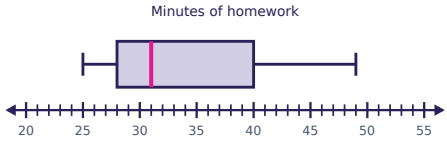

Task card 8 Box Plots, Quartiles & Outliers

Data: 71, 80, 80, 61, 69, 81, 80, 71, 74, 57, 23, 83. Use the 1.5 × IQR rule to list all the outliers (or write none).

Task card 9 Box Plots, Quartiles & Outliers

Data: 48, 55, 40, 109, 45, 48, 67, 36, 47, 55. Is 67 an outlier by the 1.5 × IQR rule?

Task card 10 Box Plots, Quartiles & Outliers

Is the minimum, 35, an outlier by the 1.5 × IQR rule?

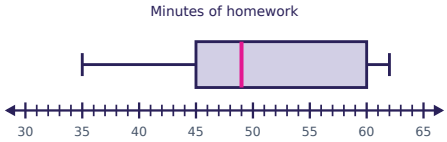

Task card 11 Box Plots, Quartiles & Outliers

Data: 39, 28, 30, 33, 41, 46, 21, 30, 118, 36. Remove the outlier (by the 1.5 × IQR rule). By how much does the range go down?

Task card 12 Box Plots, Quartiles & Outliers

Data: 31, 32, 19, 23, 35, 27, 22, 33, 28, 27. Write the five-number summary (minimum, Q1, median, Q3, maximum).

Task card 13 Box Plots, Quartiles & Outliers

Data: 49, 41, 53, 39, 54, 34, 42, 48, 36, 44, 94. Use the 1.5 × IQR rule to list all the outliers (or write none).

Task card 14 Box Plots, Quartiles & Outliers

Use the box plot to find the lower fence, Q1 − 1.5 × IQR.

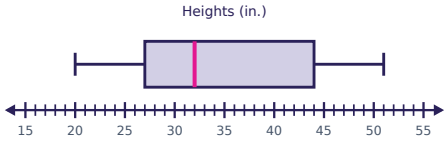

Task card 15 Box Plots, Quartiles & Outliers

Data: 41, 47, 30, 59, 45, 55, 44, 58, 34, 91. Use the 1.5 × IQR rule to list all the outliers (or write none).

Task card 16 Box Plots, Quartiles & Outliers

Data: 73, 50, 107, 71, 64, 56, 68, 75, 70, 64, 77, 62. Is 50 an outlier by the 1.5 × IQR rule?

Task card 17 Box Plots, Quartiles & Outliers

Is the maximum, 61, an outlier by the 1.5 × IQR rule?

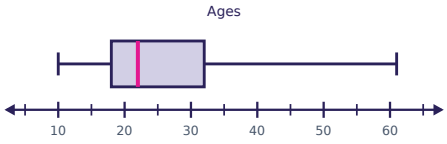

Task card 18 Box Plots, Quartiles & Outliers

Data: 33, 55, 76, 38, 31, 50, 39, 33, 33, 44, 41. Remove the outlier (by the 1.5 × IQR rule). By how much does the range go down?

Task card 19 Box Plots, Quartiles & Outliers

Data: 59, 48, 60, 45, 42, 62, 65, 40, 12. Write the five-number summary (minimum, Q1, median, Q3, maximum).

Task card 20 Box Plots, Quartiles & Outliers

Data: 69, 60, 57, 62, 65, 138, 74, 55, 72, 78. Use the 1.5 × IQR rule to list all the outliers (or write none).

Task card 21 Box Plots, Quartiles & Outliers

Use the box plot to find the upper fence, Q3 + 1.5 × IQR.

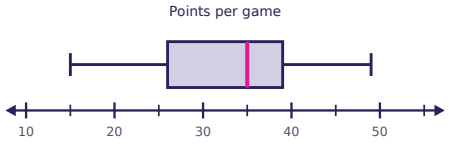

Task card 22 Box Plots, Quartiles & Outliers

Data: 25, 40, 31, 47, 52, 34, 23, 53, 30, 23, 31. Use the 1.5 × IQR rule to list all the outliers (or write none).

Task card 23 Box Plots, Quartiles & Outliers

Data: 74, 74, 68, 66, 58, 50, 20, 51, 48, 66, 65. Is 48 an outlier by the 1.5 × IQR rule?

Task card 24 Box Plots, Quartiles & Outliers

Is the minimum, 22, an outlier by the 1.5 × IQR rule?

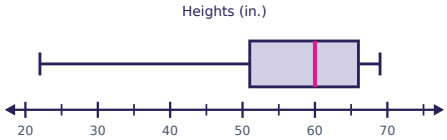

Box Plots, Quartiles & Outliers Task Cards

Recording sheet · Grade 9 · Q1 and Q3 are the medians of the lower and upper halves (leave the median out of both halves when there is an odd number of values). A value is an outlier if it is below Q1 - 1.5 × IQR or above Q3 + 1.5 × IQR. Write a list like 3, 7, 10, 14, 20 from least to greatest; write none if there are no outliers; answer yes or no, or A or B, when asked.

Scan to check your answers

Name: _____ Date: _____

1	2	3	4
5	6	7	8
9	10	11	12
13	14	15	16
17	18	19	20
21	22	23	24

Box Plots, Quartiles & Outliers Task Cards: Answer Key

Grade 9 · Hard

The answers online

1. none	**2.** yes	**3.** no
4. 22	**5.** 15, 20, 27, 39, 41	**6.** 106
7. 10	**8.** 23	**9.** no
10. no	**11.** 72	**12.** 19, 23, 27.5, 32, 35
13. 94	**14.** 1.5	**15.** 91
16. no	**17.** yes	**18.** 21
19. 12, 41, 48, 61, 65	**20.** 138	**21.** 58.5
22. none	**23.** no	**24.** yes