Task card 1 Scatter Plots & Association

Describe the association: positive, negative, or no association?

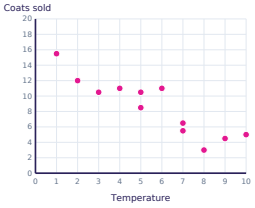

Task card 2 Scatter Plots & Association

Is the association shown linear or nonlinear?

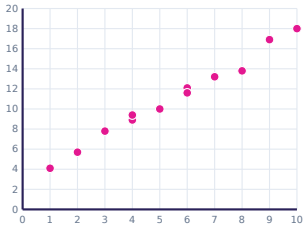

Task card 3 Scatter Plots & Association

Which point is an outlier? Write it as (x, y).

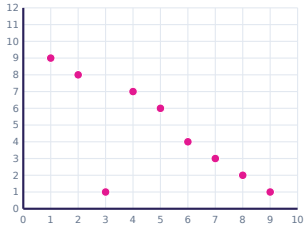

Task card 4 Scatter Plots & Association

Is the association shown linear or nonlinear?

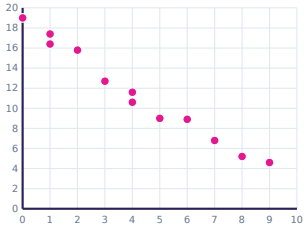

Task card 5 Scatter Plots & Association

Describe the association: positive, negative, or no association?

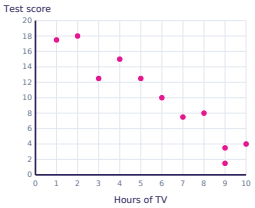

Task card 6 Scatter Plots & Association

Is the association shown linear or nonlinear?

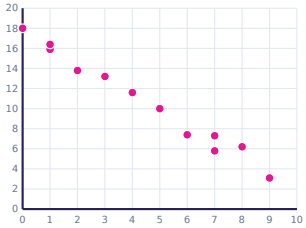

Task card 7 Scatter Plots & Association

Which point is an outlier? Write it as (x, y).

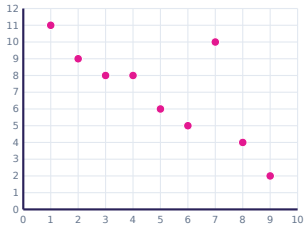

Task card 8 Scatter Plots & Association

Is the association shown linear or nonlinear?

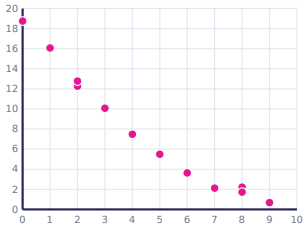

Task card 9 Scatter Plots & Association

Describe the association: positive, negative, or no association?

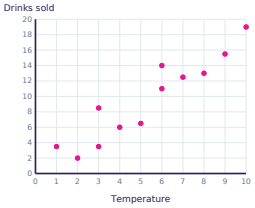

Task card 10 Scatter Plots & Association

Is the association shown linear or nonlinear?

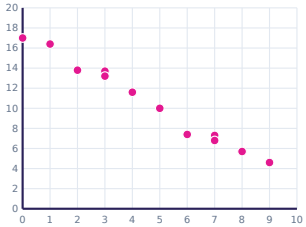

Task card 11 Scatter Plots & Association

Which point is an outlier? Write it as (x, y).

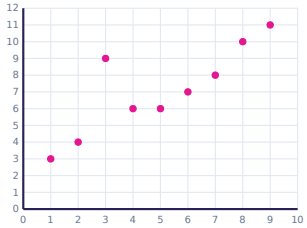

Task card 12 Scatter Plots & Association

Is the association shown linear or nonlinear?

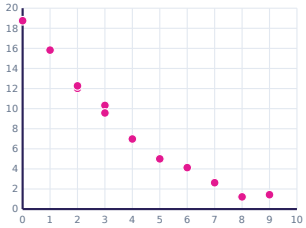

Task card 13 Scatter Plots & Association

Describe the association: positive, negative, or no association?

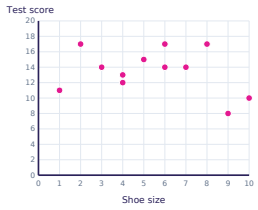

Task card 14 Scatter Plots & Association

Is the association shown linear or nonlinear?

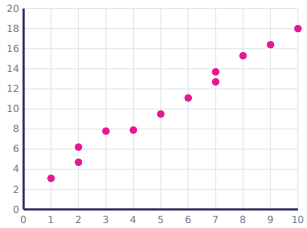

Task card 15 Scatter Plots & Association

Which point is an outlier? Write it as (x, y).

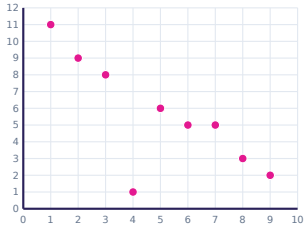

Task card 16 Scatter Plots & Association

Is the association shown linear or nonlinear?

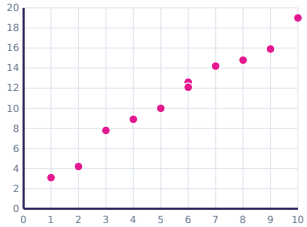

Task card 17 Scatter Plots & Association

Describe the association: positive, negative, or no association?

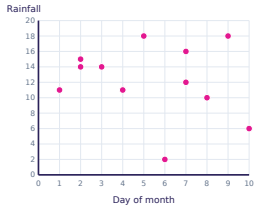

Task card 18 Scatter Plots & Association

Is the association shown linear or nonlinear?

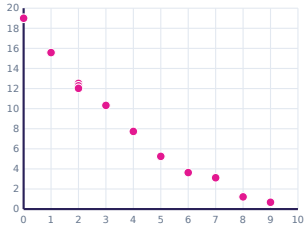

Task card 19 Scatter Plots & Association

Which point is an outlier? Write it as (x, y).

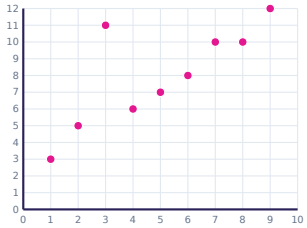

Task card 20 Scatter Plots & Association

Is the association shown linear or nonlinear?

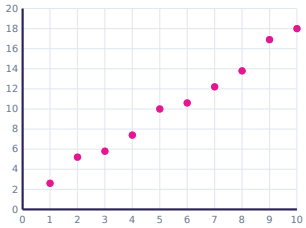

Task card 21 Scatter Plots & Association

Describe the association: positive, negative, or no association?

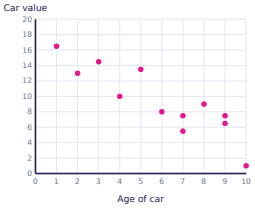

Task card 22 Scatter Plots & Association

Is the association shown linear or nonlinear?

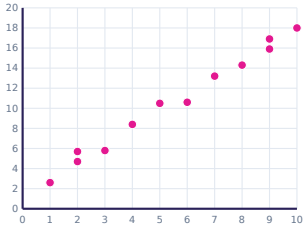

Task card 23 Scatter Plots & Association

Which point is an outlier? Write it as (x, y).

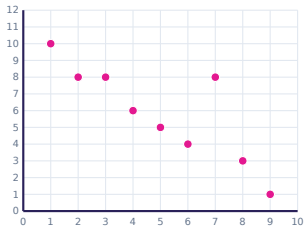

Task card 24 Scatter Plots & Association

Is the association shown linear or nonlinear?

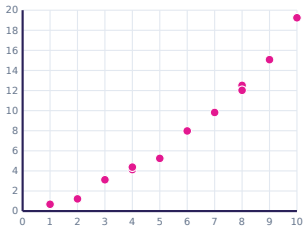

Scatter Plots & Association Task Cards

Recording sheet · Grade 8 · Use each scatter plot to answer the question.

Name: _____ Date: _____

Scan to check your answers

1	2	3	4
5	6	7	8
9	10	11	12
13	14	15	16
17	18	19	20
21	22	23	24

Scatter Plots & Association Task Cards: Answer Key

Grade 8 · Hard

The answers online

1. negative	**2.** linear	**3.** (3, 1)
4. linear	**5.** negative	**6.** linear
7. (7, 10)	**8.** nonlinear	**9.** positive
10. linear	**11.** (3, 9)	**12.** nonlinear
13. no association	**14.** linear	**15.** (4, 1)
16. linear	**17.** no association	**18.** nonlinear
19. (3, 11)	**20.** linear	**21.** negative
22. linear	**23.** (7, 8)	**24.** nonlinear