Task card 1 Matching Stories to Graphs

Omar's drone rises slowly, and then comes down slowly. The y-axis shows the height of th drone. Which graph matches the story?

Graph A

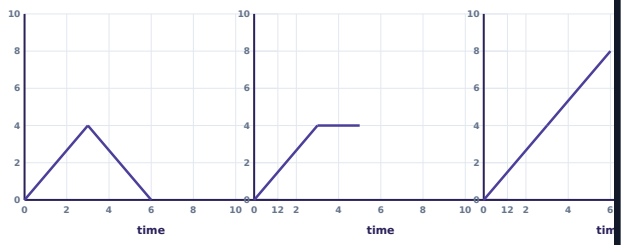

Graph B

Graph C

Task card 2 Matching Stories to Graphs

Lina's drone rises slowly, and then comes dow slowly. The y-axis shows the height of the dror Which graph matches the story?

Graph A

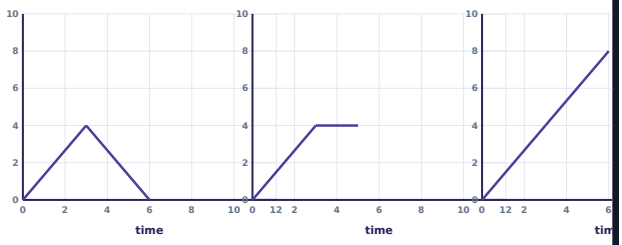

Graph B

Graph C

Task card 3 Matching Stories to Graphs

Leo walks away from home, and then stops t rest. The y-axis shows the distance from hom Which graph matches the story?

Graph A

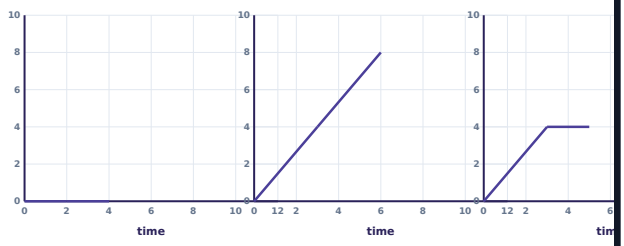

Graph B

Graph C

Task card 4 Matching Stories to Graphs

Mia's drone rises slowly, and then comes dow slowly. The y-axis shows the height of the dror Which graph matches the story?

Graph A

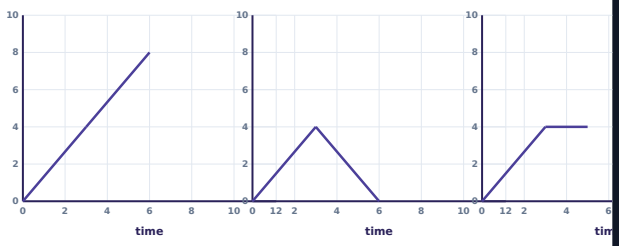

Graph B

Graph C

Task card 5 Matching Stories to Graphs

Zoe's drone rises slowly, and then comes dow slowly. The y-axis shows the height of the dror Which graph matches the story?

Graph A

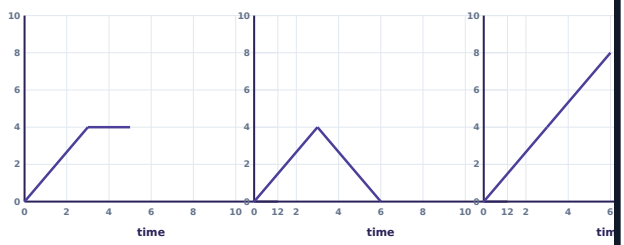

Graph B

Graph C

Task card 6 Matching Stories to Graphs

Zoe's drone rises slowly, and then comes dow slowly. The y-axis shows the height of the dror Which graph matches the story?

Graph A

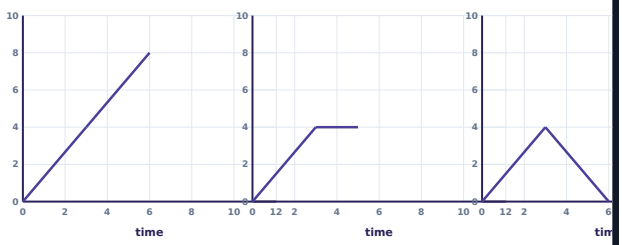

Graph B

Graph C

Task card 7 Matching Stories to Graphs

Lina's drone rises slowly, and then comes dow
slowly. The y-axis shows the height of the dror
Which graph matches the story?

Graph A **Graph B** **Graph C**

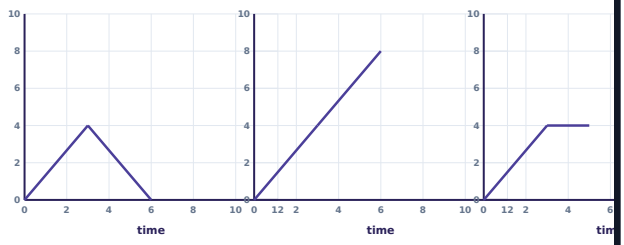

Task card 8 Matching Stories to Graphs

Sam walks away from home, and then stops t
rest. The y-axis shows the distance from hom
Which graph matches the story?

Graph A **Graph B** **Graph C**

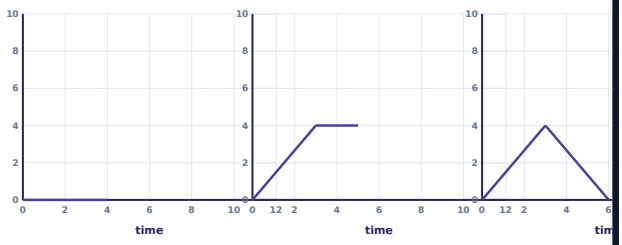

Task card 9 Matching Stories to Graphs

Omar walks away from home, and then stops
rest. The y-axis shows the distance from hom
Which graph matches the story?

Graph A **Graph B** **Graph C**

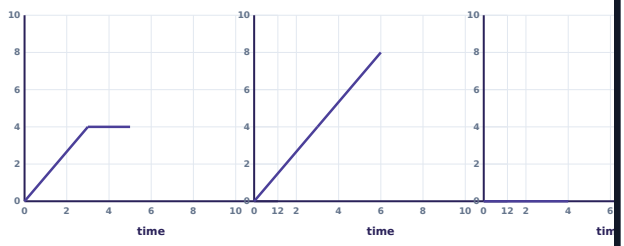

Task card 10 Matching Stories to Graphs

Ken walks away from home, and then stops t
rest. The y-axis shows the distance from hom
Which graph matches the story?

Graph A **Graph B** **Graph C**

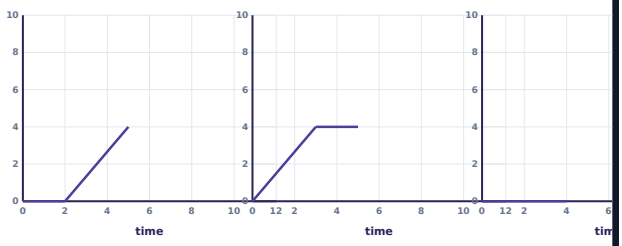

Task card 11 Matching Stories to Graphs

Leo walks away from home, and then stops t
rest. The y-axis shows the distance from hom
Which graph matches the story?

Graph A **Graph B** **Graph C**

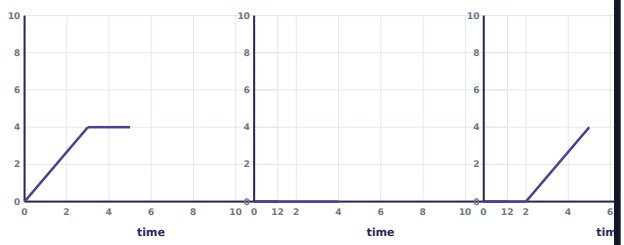

Task card 12 Matching Stories to Graphs

Ava's drone rises slowly, and then comes dow
slowly. The y-axis shows the height of the dror
Which graph matches the story?

Graph A **Graph B** **Graph C**

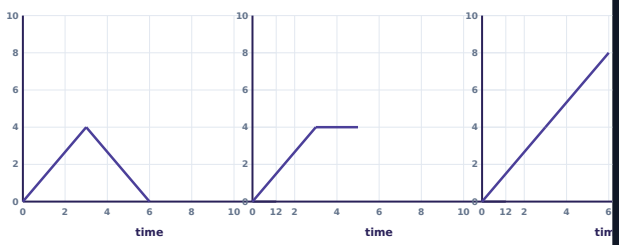

Task card 13 Matching Stories to Graphs

Ken walks away from home, and then stops t
rest. The y-axis shows the distance from hom
Which graph matches the story?

Graph A **Graph B** **Graph C**

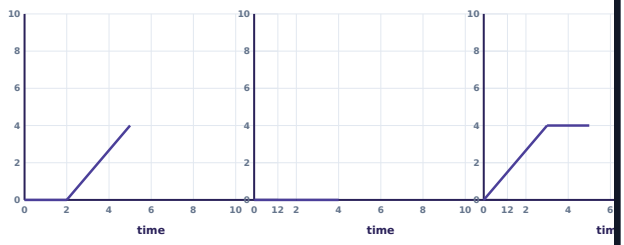

Task card 14 Matching Stories to Graphs

Mia's drone rises slowly, and then comes dow
slowly. The y-axis shows the height of the dror
Which graph matches the story?

Graph A **Graph B** **Graph C**

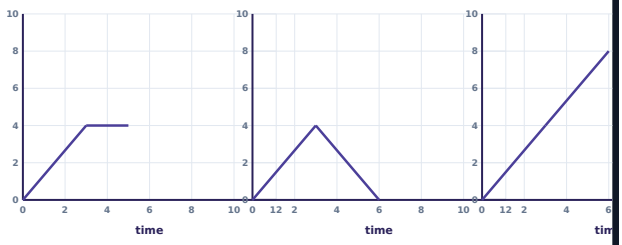

Task card 15 Matching Stories to Graphs

Mia walks away from home, and then stops t
rest. The y-axis shows the distance from hom
Which graph matches the story?

Graph A **Graph B** **Graph C**

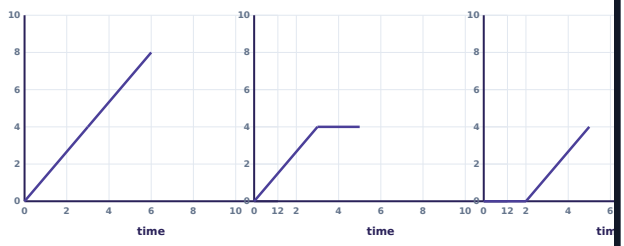

Task card 16 Matching Stories to Graphs

Lina walks away from home, and then stops t
rest. The y-axis shows the distance from hom
Which graph matches the story?

Graph A **Graph B** **Graph C**

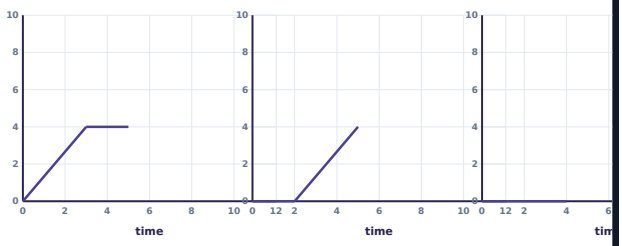

Task card 17 Matching Stories to Graphs

Sam's drone rises slowly, and then comes dow
slowly. The y-axis shows the height of the dror
Which graph matches the story?

Graph A **Graph B** **Graph C**

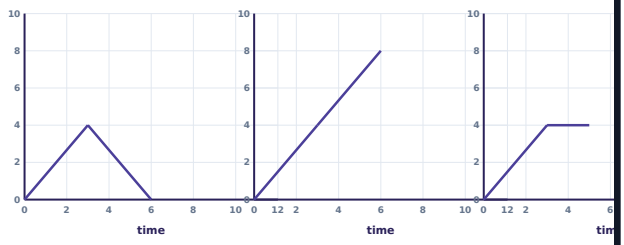

Task card 18 Matching Stories to Graphs

Leo's drone rises slowly, and then comes dow
slowly. The y-axis shows the height of the dror
Which graph matches the story?

Graph A **Graph B** **Graph C**

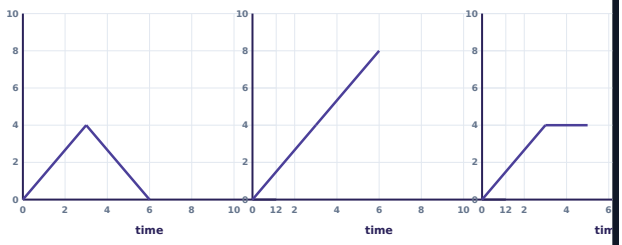

Task card 19 Matching Stories to Graphs

Zoe walks away from home, and then stops t
rest. The y-axis shows the distance from hom
Which graph matches the story?

Graph A **Graph B** **Graph C**

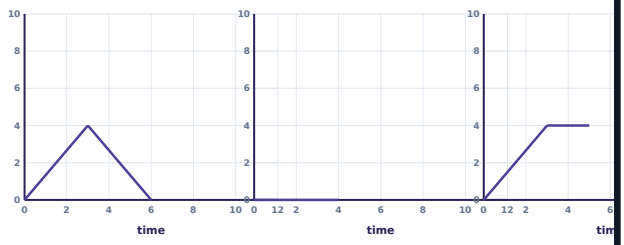

Task card 20 Matching Stories to Graphs

Omar's drone rises slowly, and then comes
down slowly. The y-axis shows the height of th
drone. Which graph matches the story?

Graph A **Graph B** **Graph C**

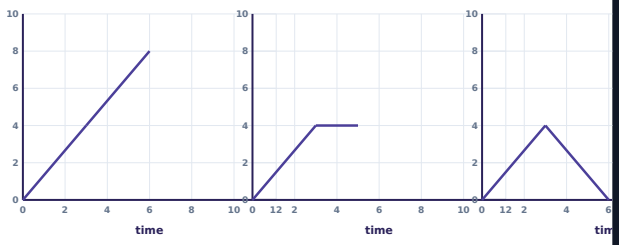

Task card 21 Matching Stories to Graphs

Lina's drone rises slowly, and then comes dow
slowly. The y-axis shows the height of the dror
Which graph matches the story?

Graph A **Graph B** **Graph C**

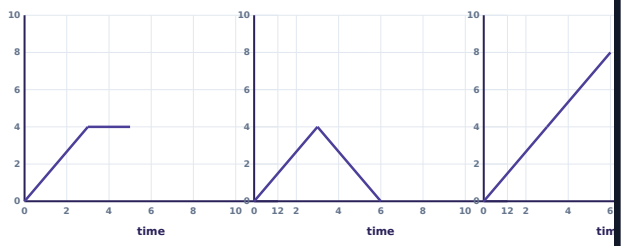

Task card 22 Matching Stories to Graphs

Omar walks away from home, and then stops
rest. The y-axis shows the distance from hom
Which graph matches the story?

Graph A **Graph B** **Graph C**

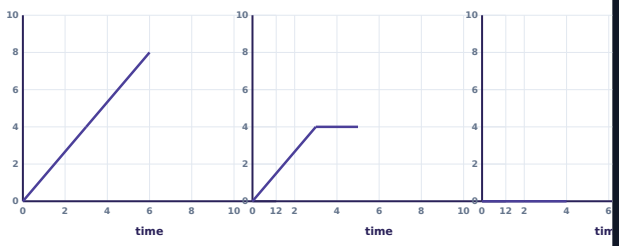

Task card 23 Matching Stories to Graphs

Sam's drone rises slowly, and then comes dow
slowly. The y-axis shows the height of the dror
Which graph matches the story?

Graph A **Graph B** **Graph C**

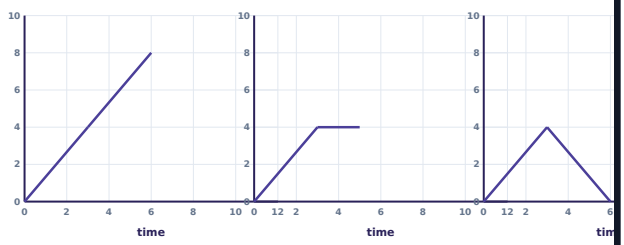

Task card 24 Matching Stories to Graphs

Omar's drone rises slowly, and then comes
down slowly. The y-axis shows the height of th
drone. Which graph matches the story?

Graph A **Graph B** **Graph C**

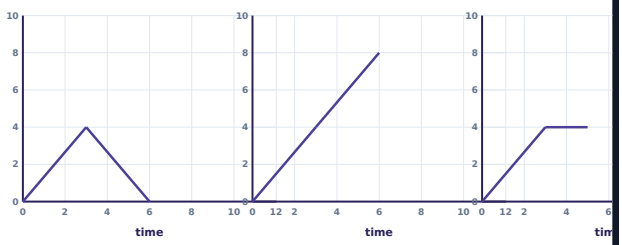

Matching Stories to Graphs Task Cards

Recording sheet · Grade 8 · Time is on the x-axis of every graph. Write A, B or C.

Name: _____ Date: _____

Scan to check your answers

1	2	3	4
5	6	7	8
9	10	11	12
13	14	15	16
17	18	19	20
21	22	23	24

Matching Stories to Graphs Task Cards: Answer Key

Grade 8 · Easy

The answers online

1. A	**2.** A	**3.** C
4. B	**5.** B	**6.** C
7. A	**8.** B	**9.** A
10. B	**11.** A	**12.** A
13. C	**14.** B	**15.** B
16. A	**17.** A	**18.** A
19. C	**20.** C	**21.** B
22. B	**23.** C	**24.** A