**Task card 1** Matching Stories to Graphs

Omar's drone rises slowly, and then comes down slowly. The y-axis shows the height of th drone. Which graph matches the story?

**Graph A**

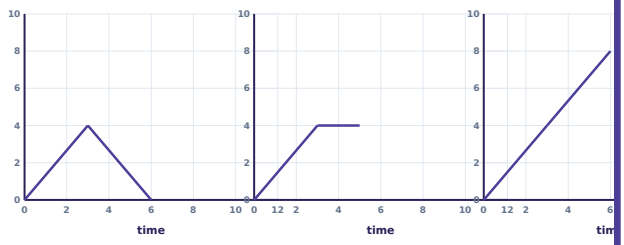


**Graph B**




**Graph C**




**Task card 2** Matching Stories to Graphs

Lina's drone rises slowly, and then comes dow slowly. The y-axis shows the height of the dror Which graph matches the story?

**Graph A**

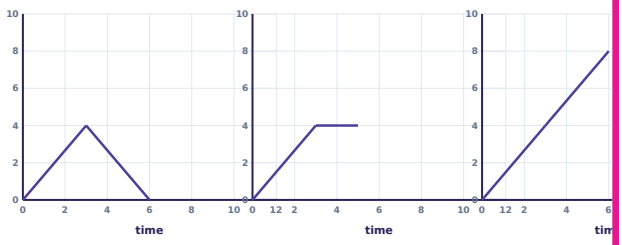


**Graph B**




**Graph C**




**Task card 3** Matching Stories to Graphs

Leo walks away from home, and then stops t rest. The y-axis shows the distance from hom Which graph matches the story?

**Graph A**

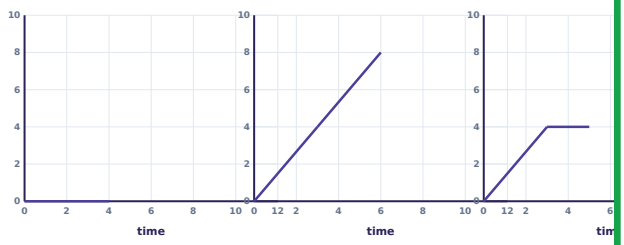


**Graph B**




**Graph C**




**Task card 4** Matching Stories to Graphs

Mia's drone rises slowly, and then comes dow slowly. The y-axis shows the height of the dror Which graph matches the story?

**Graph A**

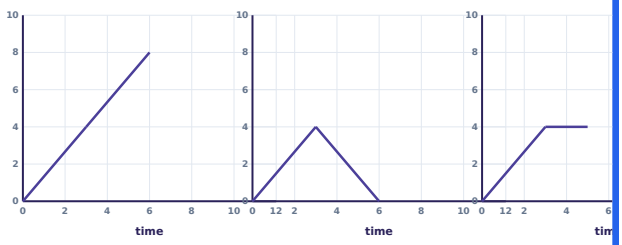


**Graph B**




**Graph C**




**Task card 5** Matching Stories to Graphs

Zoe's drone rises slowly, and then comes dow slowly. The y-axis shows the height of the dror Which graph matches the story?

**Graph A**

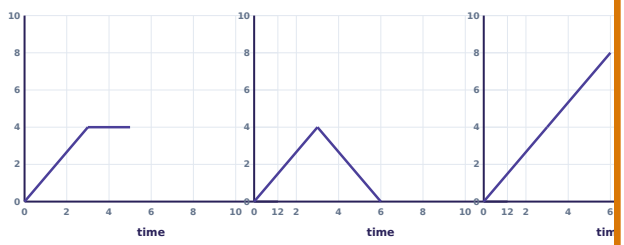


**Graph B**




**Graph C**




**Task card 6** Matching Stories to Graphs

Zoe's drone rises slowly, and then comes dow slowly. The y-axis shows the height of the dror Which graph matches the story?

**Graph A**

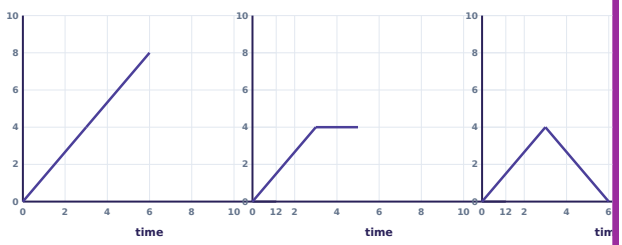


**Graph B**




**Graph C**

## Task card 7

Matching Stories to Graphs

Lina's drone rises slowly, and then comes dow
slowly. The y-axis shows the height of the dror
Which graph matches the story?

**Graph A**

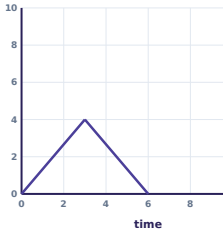


**Graph B**

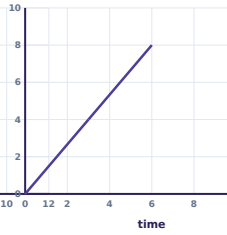


**Graph C**

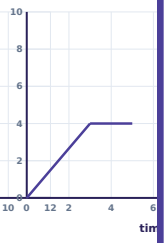


## Task card 8

Matching Stories to Graphs

Sam walks away from home, and then stops t
rest. The y-axis shows the distance from hom
Which graph matches the story?

**Graph A**

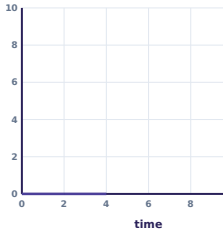


**Graph B**

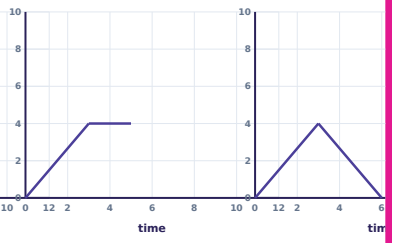


**Graph C**




## Task card 9

Matching Stories to Graphs

Omar walks away from home, and then stops
rest. The y-axis shows the distance from hom
Which graph matches the story?

**Graph A**

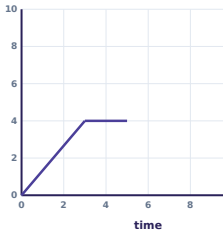


**Graph B**

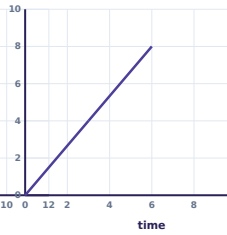


**Graph C**




## Task card 10

Matching Stories to Graphs

Ken walks away from home, and then stops t
rest. The y-axis shows the distance from hom
Which graph matches the story?

**Graph A**

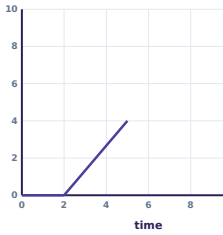


**Graph B**

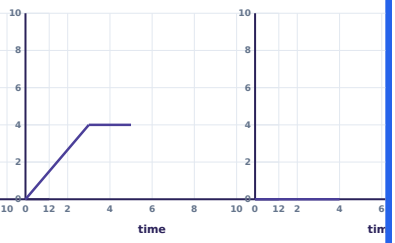


**Graph C**




## Task card 11

Matching Stories to Graphs

Leo walks away from home, and then stops t
rest. The y-axis shows the distance from hom
Which graph matches the story?

**Graph A**

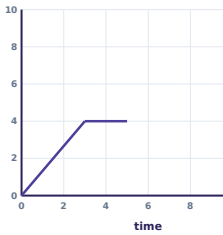


**Graph B**

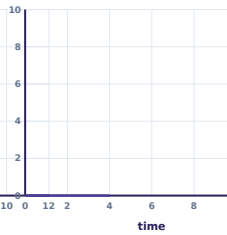


**Graph C**

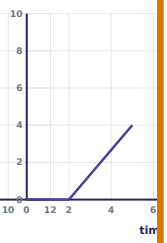


## Task card 12

Matching Stories to Graphs

Ava's drone rises slowly, and then comes dow
slowly. The y-axis shows the height of the dror
Which graph matches the story?

**Graph A**

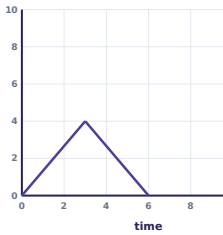


**Graph B**

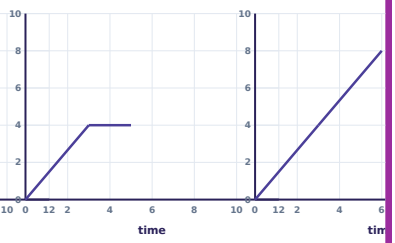


**Graph C**

**Task card 13** Matching Stories to Graphs

Ken walks away from home, and then stops t
rest. The y-axis shows the distance from hom
Which graph matches the story?

**Graph A**

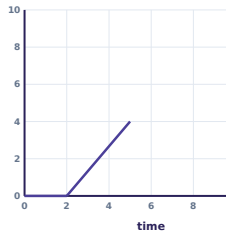


**Graph B**

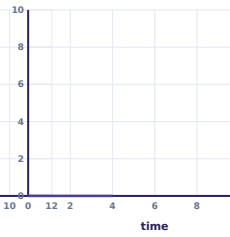


**Graph C**

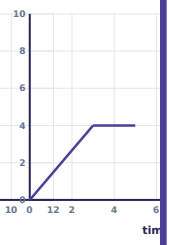


**Task card 14** Matching Stories to Graphs

Mia's drone rises slowly, and then comes dow
slowly. The y-axis shows the height of the dror
Which graph matches the story?

**Graph A**

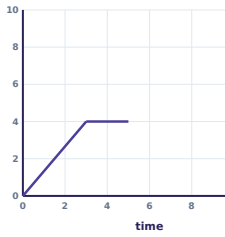


**Graph B**

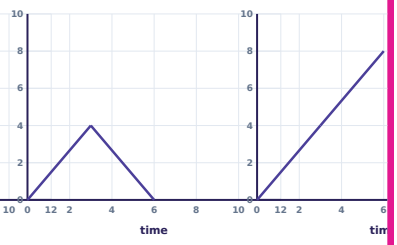


**Graph C**




**Task card 15** Matching Stories to Graphs

Mia walks away from home, and then stops t
rest. The y-axis shows the distance from hom
Which graph matches the story?

**Graph A**

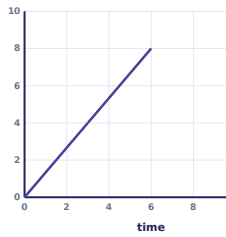


**Graph B**

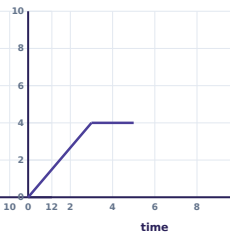


**Graph C**




**Task card 16** Matching Stories to Graphs

Lina walks away from home, and then stops t
rest. The y-axis shows the distance from hom
Which graph matches the story?

**Graph A**

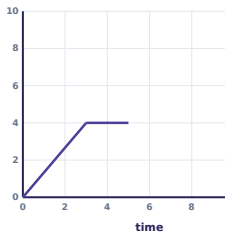


**Graph B**

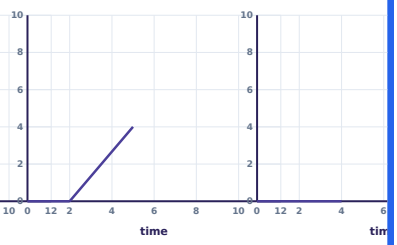


**Graph C**




**Task card 17** Matching Stories to Graphs

Sam's drone rises slowly, and then comes dow
slowly. The y-axis shows the height of the dror
Which graph matches the story?

**Graph A**

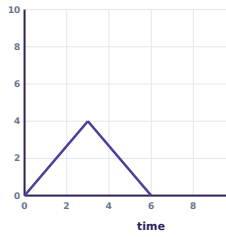


**Graph B**

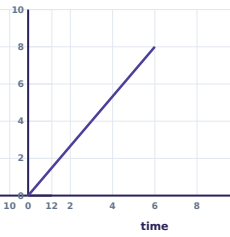


**Graph C**

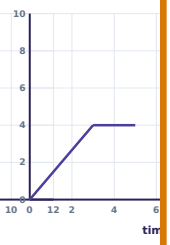


**Task card 18** Matching Stories to Graphs

Leo's drone rises slowly, and then comes dow
slowly. The y-axis shows the height of the dror
Which graph matches the story?

**Graph A**

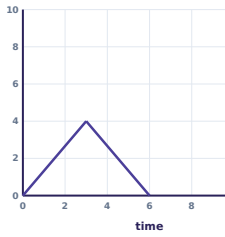


**Graph B**

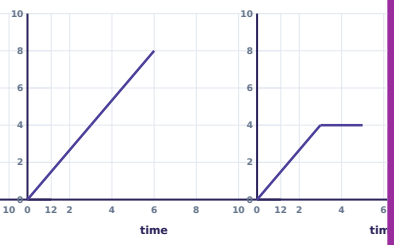


**Graph C**

**Task card 19** Matching Stories to Graphs

Zoe walks away from home, and then stops t
rest. The y-axis shows the distance from hom
Which graph matches the story?

**Graph A** **Graph B** **Graph C**

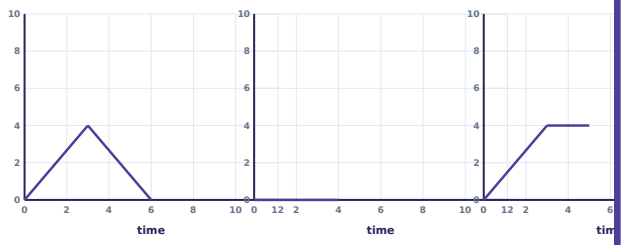


**Task card 20** Matching Stories to Graphs

Omar's drone rises slowly, and then comes
down slowly. The y-axis shows the height of th
drone. Which graph matches the story?

**Graph A** **Graph B** **Graph C**

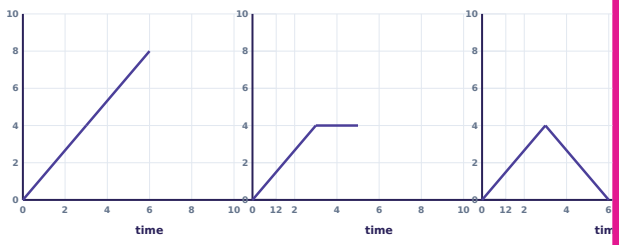


**Task card 21** Matching Stories to Graphs

Lina's drone rises slowly, and then comes dow
slowly. The y-axis shows the height of the dror
Which graph matches the story?

**Graph A** **Graph B** **Graph C**

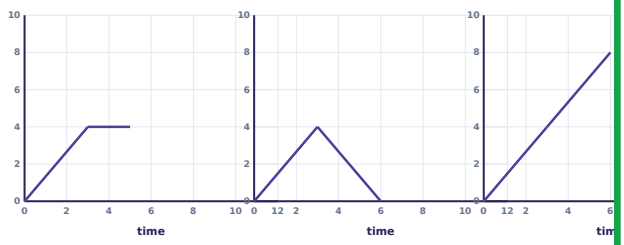


**Task card 22** Matching Stories to Graphs

Omar walks away from home, and then stops
rest. The y-axis shows the distance from hom
Which graph matches the story?

**Graph A** **Graph B** **Graph C**

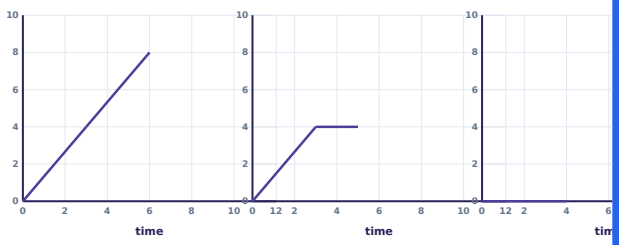


**Task card 23** Matching Stories to Graphs

Sam's drone rises slowly, and then comes dow
slowly. The y-axis shows the height of the dror
Which graph matches the story?

**Graph A** **Graph B** **Graph C**

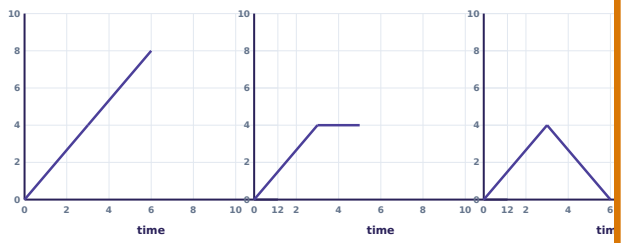


**Task card 24** Matching Stories to Graphs

Omar's drone rises slowly, and then comes
down slowly. The y-axis shows the height of th
drone. Which graph matches the story?

**Graph A** **Graph B** **Graph C**

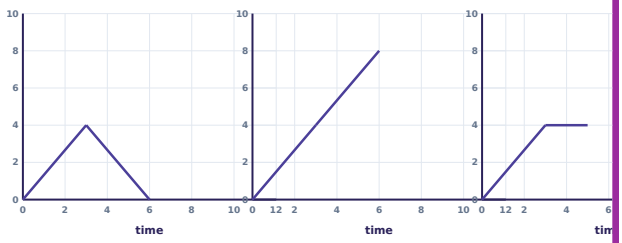

# Matching Stories to Graphs Task Cards

Recording sheet · Grade 8 · Time is on the x-axis of every graph. Write A, B or C.

Name: _____ Date: _____

Scan to check your answers

| | | | |
|---|---|---|---|
| 1 | 2 | 3 | 4 |
| 5 | 6 | 7 | 8 |
| 9 | 10 | 11 | 12 |
| 13 | 14 | 15 | 16 |
| 17 | 18 | 19 | 20 |
| 21 | 22 | 23 | 24 |

# Matching Stories to Graphs Task Cards: Answer Key

Grade 8 · Easy

The answers online

| | | |
|---|---|---|
| **1.** A | **2.** A | **3.** C |
| **4.** B | **5.** B | **6.** C |
| **7.** A | **8.** B | **9.** A |
| **10.** B | **11.** A | **12.** A |
| **13.** C | **14.** B | **15.** B |
| **16.** A | **17.** A | **18.** A |
| **19.** C | **20.** C | **21.** B |
| **22.** B | **23.** C | **24.** A |