**Task card 1** Lines of Best Fit & Predictions

The line of best fit is y = 2x + 5. Predict y when x = 3.




**Task card 2** Lines of Best Fit & Predictions

The line of best fit is y = 11x + 8. What value of y does it predict when x = 0?

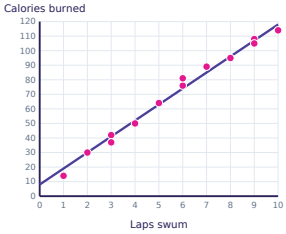


**Task card 3** Lines of Best Fit & Predictions

The line of best fit is y = -2x + 42. Predict y when x = 12.

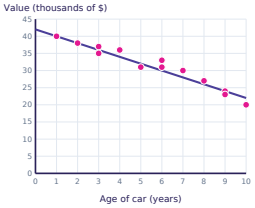


**Task card 4** Lines of Best Fit & Predictions

The line of best fit is y = -3x + 46. Predict y when x = 2.

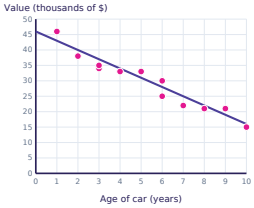


**Task card 5** Lines of Best Fit & Predictions

The line of best fit is y = -2x + 47. What value of y does it predict when x = 0?

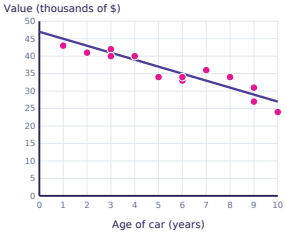


**Task card 6** Lines of Best Fit & Predictions

The line of best fit is y = x + 6. Predict y when x = 12.

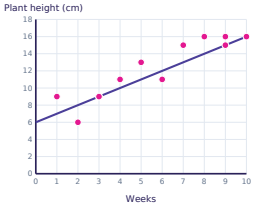

**Task card 7** Lines of Best Fit & Predictions

The line of best fit passes through the two labeled points. Write its equation.

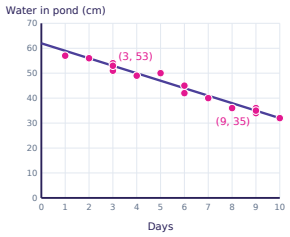


**Task card 8** Lines of Best Fit & Predictions

The line of best fit is y = x + 10. Predict y when x = 11.

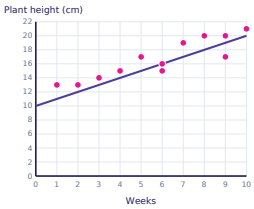


**Task card 9** Lines of Best Fit & Predictions

The line of best fit is y = 3x + 44. For what value of x does it predict y = 62?

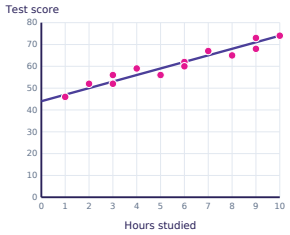


**Task card 10** Lines of Best Fit & Predictions

The line of best fit passes through the two labeled points. Write its equation.

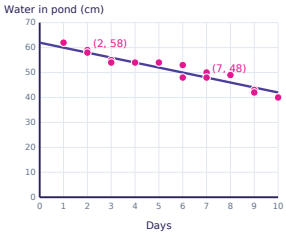


**Task card 11** Lines of Best Fit & Predictions

The line of best fit is y = 3x + 6. Predict y when x = 8.




**Task card 12** Lines of Best Fit & Predictions

The line of best fit passes through the two labeled points. Write its equation.

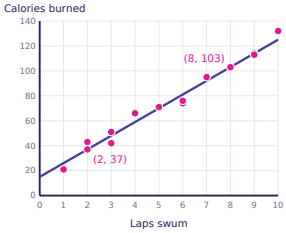

**Task card 13** Lines of Best Fit & Predictions

The line of best fit is y = -2x + 44. Predict y when x = 14.

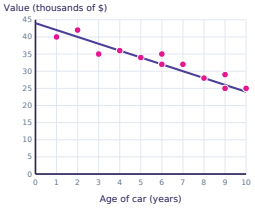


**Task card 14** Lines of Best Fit & Predictions

The line of best fit passes through the two labeled points. Write its equation.

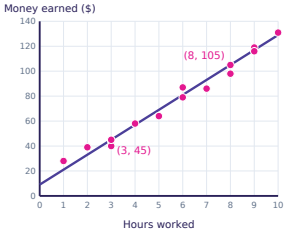


**Task card 15** Lines of Best Fit & Predictions

The line of best fit is y = 5x + 46. Predict y when x = 13.




**Task card 16** Lines of Best Fit & Predictions

The line of best fit is y = 11x + 14. For what value of x does it predict y = 36?

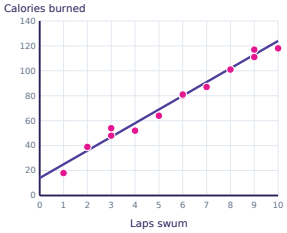


**Task card 17** Lines of Best Fit & Predictions

The line of best fit passes through the two labeled points. Write its equation.

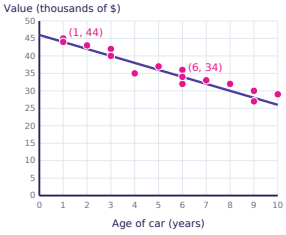


**Task card 18** Lines of Best Fit & Predictions

The line of best fit is y = 4x + 41. Predict y when x = 3.



**Task card 19** Lines of Best Fit & Predictions

The line of best fit passes through the two labeled points. Write its equation.

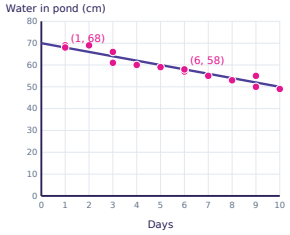


**Task card 20** Lines of Best Fit & Predictions

The line of best fit is y = 9x + 16. Predict y when x = 11.




**Task card 21** Lines of Best Fit & Predictions

The line of best fit is y = 3x + 47. Predict y when x = 2.

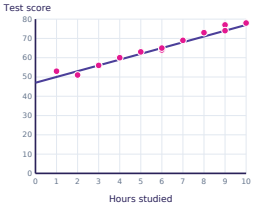


**Task card 22** Lines of Best Fit & Predictions

The line of best fit is y = 11x + 13. What value of y does it predict when x = 0?




**Task card 23** Lines of Best Fit & Predictions

The line of best fit is y = 12x + 15. Predict y when x = 13.




**Task card 24** Lines of Best Fit & Predictions

The line of best fit is y = 4x + 46. Predict y when x = 7.

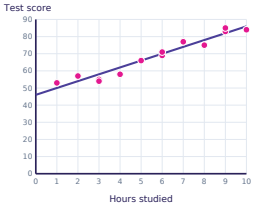

# Lines of Best Fit & Predictions Task Cards

Recording sheet · Grade 8 · Each scatter plot shows a line of best fit. Answer with a number, or write the equation as y = mx + b.

Name: _____ Date: _____

Scan to check your answers

| | | | |
|---|---|---|---|
| 1 | 2 | 3 | 4 |
| 5 | 6 | 7 | 8 |
| 9 | 10 | 11 | 12 |
| 13 | 14 | 15 | 16 |
| 17 | 18 | 19 | 20 |
| 21 | 22 | 23 | 24 |

# Lines of Best Fit & Predictions Task Cards: Answer Key

Grade 8 · Medium

The answers online

| | | |
|---|---|---|
| **1.** 11 | **2.** 8 | **3.** 18 |
| **4.** 40 | **5.** 47 | **6.** 18 |
| **7.** y = -3x + 62 | **8.** 21 | **9.** 6 |
| **10.** y = -2x + 62 | **11.** 30 | **12.** y = 11x + 15 |
| **13.** 16 | **14.** y = 12x + 9 | **15.** 111 |
| **16.** 2 | **17.** y = -2x + 46 | **18.** 53 |
| **19.** y = -2x + 70 | **20.** 115 | **21.** 53 |
| **22.** 13 | **23.** 171 | **24.** 74 |