Task card 1 Lines of Best Fit & Predictions

The line of best fit is y = 2x + 5. Predict y when x = 3.



Task card 2 Lines of Best Fit & Predictions

The line of best fit is y = 11x + 8. What value of y does it predict when x = 0?

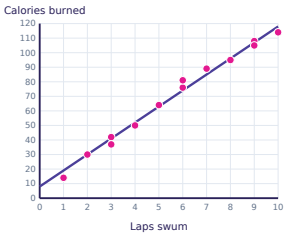

Task card 3 Lines of Best Fit & Predictions

The line of best fit is y = -2x + 42. Predict y when x = 12.

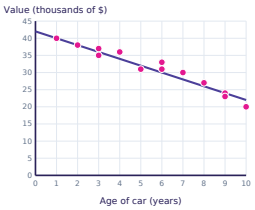

Task card 4 Lines of Best Fit & Predictions

The line of best fit is y = -3x + 46. Predict y when x = 2.

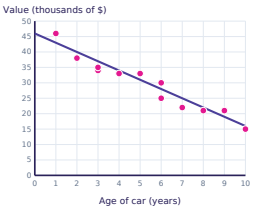

Task card 5 Lines of Best Fit & Predictions

The line of best fit is y = -2x + 47. What value of y does it predict when x = 0?

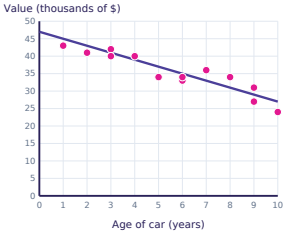

Task card 6 Lines of Best Fit & Predictions

The line of best fit is y = x + 6. Predict y when x = 12.



Task card 7 Lines of Best Fit & Predictions

The line of best fit passes through the two labeled points. Write its equation.

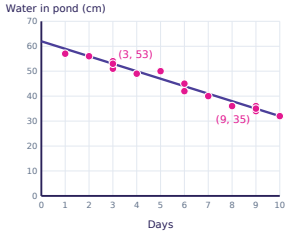

Task card 8 Lines of Best Fit & Predictions

The line of best fit is y = x + 10. Predict y when x = 11.

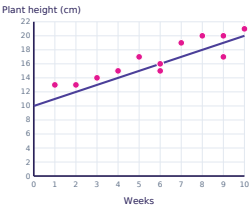

Task card 9 Lines of Best Fit & Predictions

The line of best fit is y = 3x + 44. For what value of x does it predict y = 62?

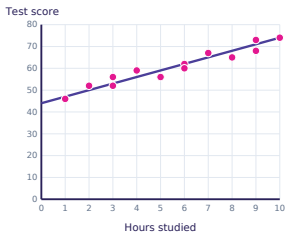

Task card 10 Lines of Best Fit & Predictions

The line of best fit passes through the two labeled points. Write its equation.



Task card 11 Lines of Best Fit & Predictions

The line of best fit is y = 3x + 6. Predict y when x = 8.



Task card 12 Lines of Best Fit & Predictions

The line of best fit passes through the two labeled points. Write its equation.

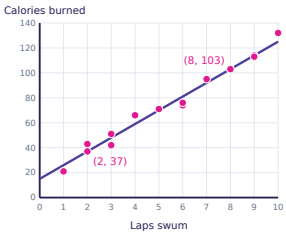

Task card 13 Lines of Best Fit & Predictions

The line of best fit is y = -2x + 44. Predict y when x = 14.

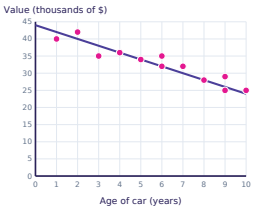

Task card 14 Lines of Best Fit & Predictions

The line of best fit passes through the two labeled points. Write its equation.

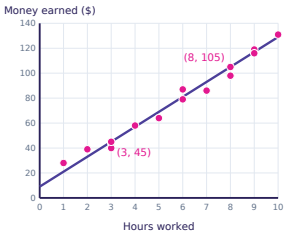

Task card 15 Lines of Best Fit & Predictions

The line of best fit is y = 5x + 46. Predict y when x = 13.



Task card 16 Lines of Best Fit & Predictions

The line of best fit is y = 11x + 14. For what value of x does it predict y = 36?

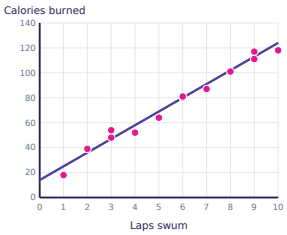

Task card 17 Lines of Best Fit & Predictions

The line of best fit passes through the two labeled points. Write its equation.

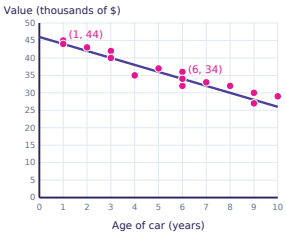

Task card 18 Lines of Best Fit & Predictions

The line of best fit is y = 4x + 41. Predict y when x = 3.



Task card 19 Lines of Best Fit & Predictions

The line of best fit passes through the two labeled points. Write its equation.

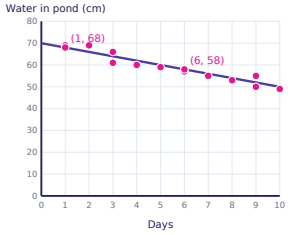

Task card 20 Lines of Best Fit & Predictions

The line of best fit is y = 9x + 16. Predict y when x = 11.



Task card 21 Lines of Best Fit & Predictions

The line of best fit is y = 3x + 47. Predict y when x = 2.

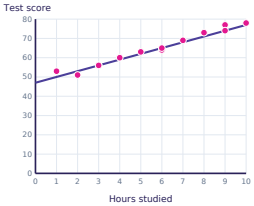

Task card 22 Lines of Best Fit & Predictions

The line of best fit is y = 11x + 13. What value of y does it predict when x = 0?



Task card 23 Lines of Best Fit & Predictions

The line of best fit is y = 12x + 15. Predict y when x = 13.



Task card 24 Lines of Best Fit & Predictions

The line of best fit is y = 4x + 46. Predict y when x = 7.



Lines of Best Fit & Predictions Task Cards

Recording sheet · Grade 8 · Each scatter plot shows a line of best fit. Answer with a number, or write the equation as y = mx + b.

Name: _____ Date: _____

Scan to check your answers

1	2	3	4
5	6	7	8
9	10	11	12
13	14	15	16
17	18	19	20
21	22	23	24

Lines of Best Fit & Predictions Task Cards: Answer Key

Grade 8 · Medium

The answers online

1. 11	**2.** 8	**3.** 18
4. 40	**5.** 47	**6.** 18
7. y = -3x + 62	**8.** 21	**9.** 6
10. y = -2x + 62	**11.** 30	**12.** y = 11x + 15
13. 16	**14.** y = 12x + 9	**15.** 111
16. 2	**17.** y = -2x + 46	**18.** 53
19. y = -2x + 70	**20.** 115	**21.** 53
22. 13	**23.** 171	**24.** 74