Task card 1 Lines of Best Fit & Predictions

The line of best fit passes through the two labeled points. Write its equation.



Task card 2 Lines of Best Fit & Predictions

The line of best fit is y = 11x + 19. Predict y when x = 11.



Task card 3 Lines of Best Fit & Predictions

The line of best fit is y = 5x + 48. For what value of x does it predict y = 58?

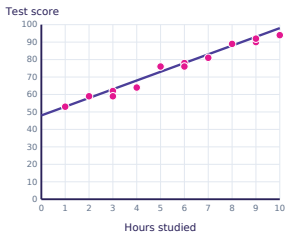

Task card 4 Lines of Best Fit & Predictions

The line of best fit passes through the two labeled points. Write its equation.



Task card 5 Lines of Best Fit & Predictions

The line of best fit is y = 11x + 15. Predict y when x = 6.



Task card 6 Lines of Best Fit & Predictions

The line of best fit passes through the two labeled points. Write its equation.

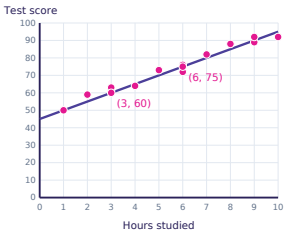

Task card 7 Lines of Best Fit & Predictions

The line of best fit is y = 10x + 17. Predict y when x = 11.



Task card 8 Lines of Best Fit & Predictions

The line of best fit passes through the two labeled points. Write its equation.

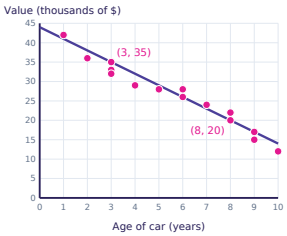

Task card 9 Lines of Best Fit & Predictions

The line of best fit is y = 15x + 18. Predict y when x = 14.



Task card 10 Lines of Best Fit & Predictions

The line of best fit is y = x + 9. For what value of x does it predict y = 14?



Task card 11 Lines of Best Fit & Predictions

The line of best fit passes through the two labeled points. Write its equation.

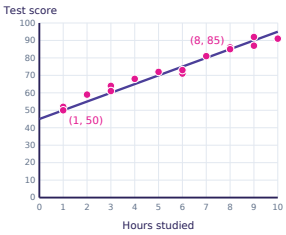

Task card 12 Lines of Best Fit & Predictions

The line of best fit is y = 3x + 7. Predict y when x = 5.



Task card 13 Lines of Best Fit & Predictions

The line of best fit passes through the two labeled points. Write its equation.

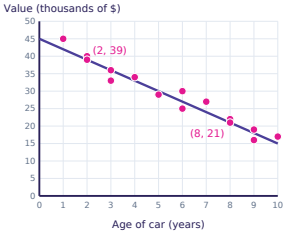

Task card 14 Lines of Best Fit & Predictions

The line of best fit is y = 5x + 47. Predict y when x = 14.

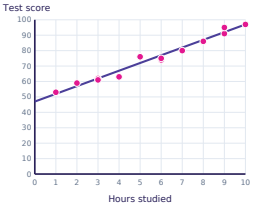

Task card 15 Lines of Best Fit & Predictions

The line of best fit passes through the two labeled points. Write its equation.



Task card 16 Lines of Best Fit & Predictions

The line of best fit is y = 10x + 12. Predict y when x = 11.



Task card 17 Lines of Best Fit & Predictions

The line of best fit is y = 8x + 11. For what value of x does it predict y = 67?

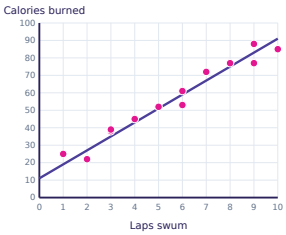

Task card 18 Lines of Best Fit & Predictions

The line of best fit passes through the two labeled points. Write its equation.

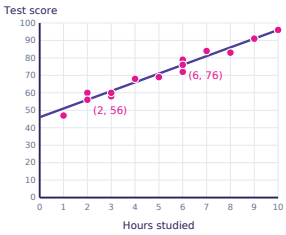

Task card 19 Lines of Best Fit & Predictions

The line of best fit is y = -2x + 62. Predict y when x = 9.

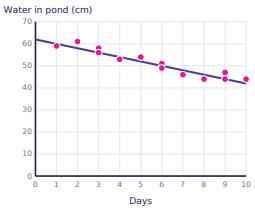

Task card 20 Lines of Best Fit & Predictions

The line of best fit passes through the two labeled points. Write its equation.



Task card 21 Lines of Best Fit & Predictions

The line of best fit is y = 10x + 12. Predict y when x = 13.



Task card 22 Lines of Best Fit & Predictions

The line of best fit passes through the two labeled points. Write its equation.

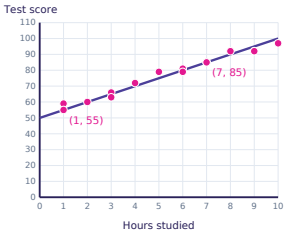

Task card 23 Lines of Best Fit & Predictions

The line of best fit is y = 12x + 19. Predict y when x = 11.



Task card 24 Lines of Best Fit & Predictions

The line of best fit is y = 13x + 19. For what value of x does it predict y = 97?



Lines of Best Fit & Predictions Task Cards

Recording sheet · Grade 8 · Each scatter plot shows a line of best fit. Answer with a number, or write the equation as y = mx + b.

Scan to check your answers

Name: _____ Date: _____

1	2	3	4
5	6	7	8
9	10	11	12
13	14	15	16
17	18	19	20
21	22	23	24

Lines of Best Fit & Predictions Task Cards: Answer Key

Grade 8 · Hard

The answers online

1. y = 9x + 7	**2.** 140	**3.** 2
4. y = 2x + 10	**5.** 81	**6.** y = 5x + 45
7. 127	**8.** y = -3x + 44	**9.** 228
10. 5	**11.** y = 5x + 45	**12.** 22
13. y = -3x + 45	**14.** 117	**15.** y = 2x + 8
16. 122	**17.** 7	**18.** y = 5x + 46
19. 44	**20.** y = 2x + 4	**21.** 142
22. y = 5x + 50	**23.** 151	**24.** 6