Task card 1 Lines of Best Fit & Predictions

The line of best fit is y = 9x + 8. Predict y when x = 5.



Task card 2 Lines of Best Fit & Predictions

The line of best fit is y = 14x + 9. Predict y when x = 3.



Task card 3 Lines of Best Fit & Predictions

The line of best fit is y = 8x + 11. What value of y does it predict when x = 0?

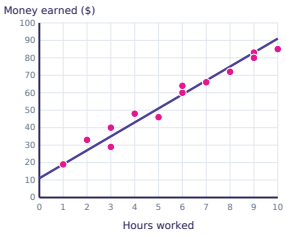

Task card 4 Lines of Best Fit & Predictions

The line of best fit is y = -3x + 48. Predict y when x = 4.

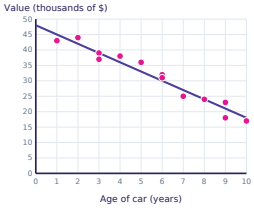

Task card 5 Lines of Best Fit & Predictions

The line of best fit is y = 11x + 5. Predict y when x = 7.



Task card 6 Lines of Best Fit & Predictions

The line of best fit is y = -3x + 63. What value of y does it predict when x = 0?

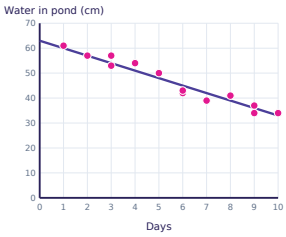

Task card 7 Lines of Best Fit & Predictions

The line of best fit is y = 10x + 18. Predict y when x = 2.



Task card 8 Lines of Best Fit & Predictions

The line of best fit is y = 8x + 5. Predict y when x = 3.



Task card 9 Lines of Best Fit & Predictions

The line of best fit is y = 12x + 14. What value of y does it predict when x = 0?



Task card 10 Lines of Best Fit & Predictions

The line of best fit is y = -2x + 44. Predict y when x = 3.

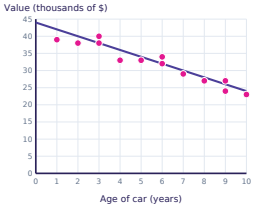

Task card 11 Lines of Best Fit & Predictions

The line of best fit is y = -2x + 48. Predict y when x = 2.

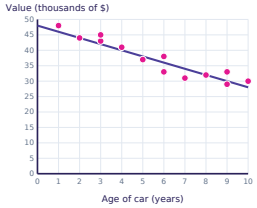

Task card 12 Lines of Best Fit & Predictions

The line of best fit is y = 3x + 3. What value of y does it predict when x = 0?



Task card 13 Lines of Best Fit & Predictions

The line of best fit is y = 11x + 8. Predict y when x = 8.



Task card 14 Lines of Best Fit & Predictions

The line of best fit is y = 8x + 7. What value of y does it predict when x = 0?

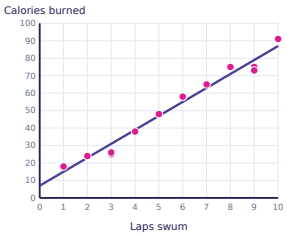

Task card 15 Lines of Best Fit & Predictions

The line of best fit is y = x + 3. Predict y when x = 12.



Task card 16 Lines of Best Fit & Predictions

The line of best fit is y = 14x + 13. Predict y when x = 8.



Task card 17 Lines of Best Fit & Predictions

The line of best fit is y = 12x + 7. What value of y does it predict when x = 0?



Task card 18 Lines of Best Fit & Predictions

The line of best fit is y = -2x + 43. Predict y when x = 14.

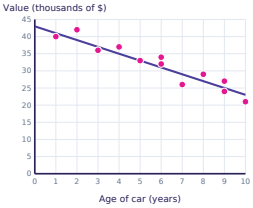

Task card 19 Lines of Best Fit & Predictions

The line of best fit is y = -2x + 69. Predict y when x = 6.

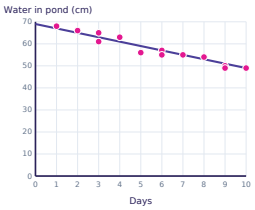

Task card 20 Lines of Best Fit & Predictions

The line of best fit is y = 13x + 18. Predict y when x = 8.



Task card 21 Lines of Best Fit & Predictions

The line of best fit is y = 11x + 6. What value of y does it predict when x = 0?

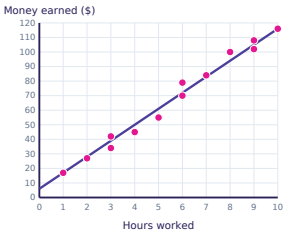

Task card 22 Lines of Best Fit & Predictions

The line of best fit is y = -2x + 66. Predict y when x = 3.



Task card 23 Lines of Best Fit & Predictions

The line of best fit is y = -2x + 47. Predict y when x = 2.

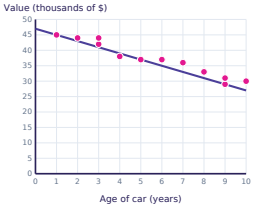

Task card 24 Lines of Best Fit & Predictions

The line of best fit is y = 5x + 43. What value of y does it predict when x = 0?

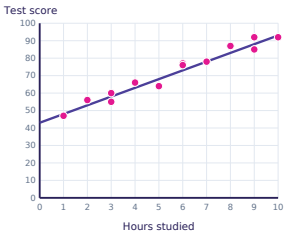

Lines of Best Fit & Predictions Task Cards

Recording sheet · Grade 8 · Each scatter plot shows a line of best fit. Answer with a number, or write the equation as y = mx + b.

Scan to check your answers

Name: _____ Date: _____

1	2	3	4
5	6	7	8
9	10	11	12
13	14	15	16
17	18	19	20
21	22	23	24

Lines of Best Fit & Predictions Task Cards: Answer Key

Grade 8 · Easy

The answers online

1. 53	**2.** 51	**3.** 11
4. 36	**5.** 82	**6.** 63
7. 38	**8.** 29	**9.** 14
10. 38	**11.** 44	**12.** 3
13. 96	**14.** 7	**15.** 15
16. 125	**17.** 7	**18.** 15
19. 57	**20.** 122	**21.** 6
22. 60	**23.** 43	**24.** 43