Task card 1 Function Graphs: Increasing & Decr...

For what input is the output greatest?

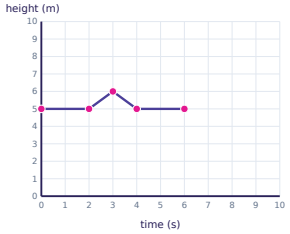

Task card 2 Function Graphs: Increasing & Decr...

For what input is the output greatest?

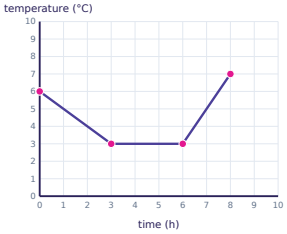

Task card 3 Function Graphs: Increasing & Decr...

What is the rate of change from x = 3 to x = 4?

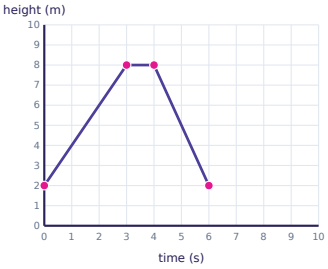

Task card 4 Function Graphs: Increasing & Decr...

For what input is the output greatest?

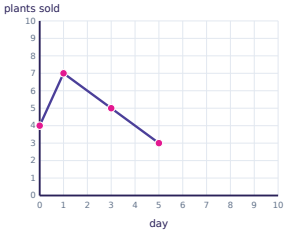

Task card 5 Function Graphs: Increasing & Decr...

Is the function increasing, decreasing or constant from x = 2 to x = 5?

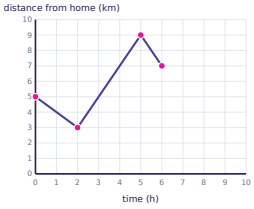

Task card 6 Function Graphs: Increasing & Decr...

Is the function increasing, decreasing or constant from x = 1 to x = 2?

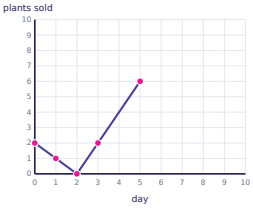

Task card 7 Function Graphs: Increasing & Decr...

What is the output when the input is 0?

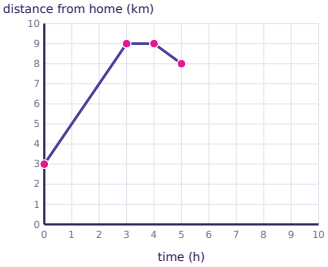

Task card 8 Function Graphs: Increasing & Decr...

Is the function increasing, decreasing or constant from x = 3 to x = 4?

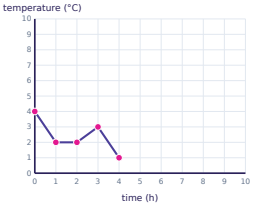

Task card 9 Function Graphs: Increasing & Decr...

What is the output when the input is 0?

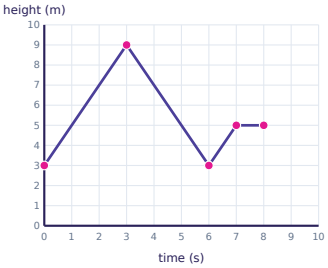

Task card 10 Function Graphs: Increasing & Decr...

Is the function increasing, decreasing or constant from x = 5 to x = 8?

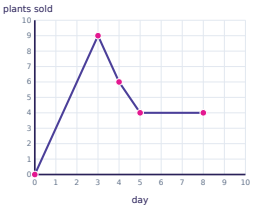

Task card 11 Function Graphs: Increasing & Decr...

For what input is the output greatest?

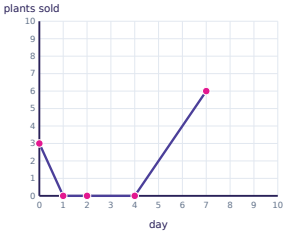

Task card 12 Function Graphs: Increasing & Decr...

Is the function increasing, decreasing or constant from x = 2 to x = 5?

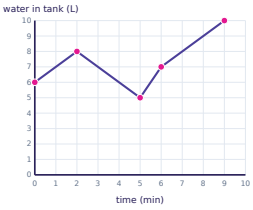

Task card 13 Function Graphs: Increasing & Decr...

What is the output when the input is 7?

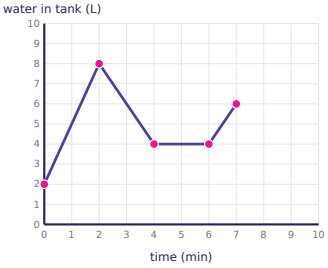

Task card 14 Function Graphs: Increasing & Decr...

What is the output when the input is 0?

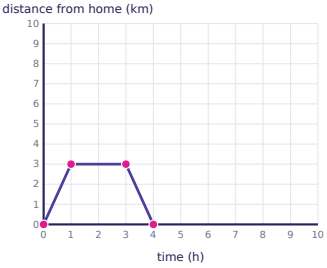

Task card 15 Function Graphs: Increasing & Decr...

What is the rate of change from x = 6 to x = 7?

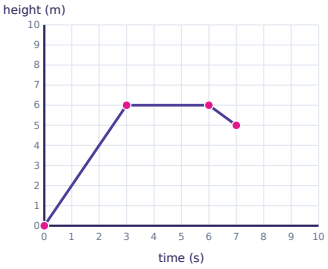

Task card 16 Function Graphs: Increasing & Decr...

Is the function increasing, decreasing or constant from x = 4 to x = 7?

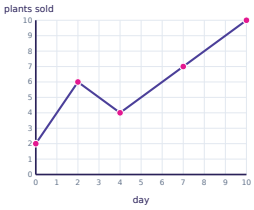

Task card 17 Function Graphs: Increasing & Decr...

For what input is the output greatest?

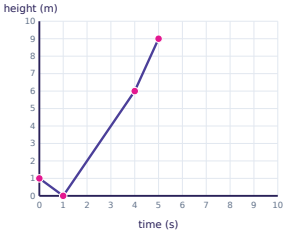

Task card 18 Function Graphs: Increasing & Decr...

For what input is the output greatest?

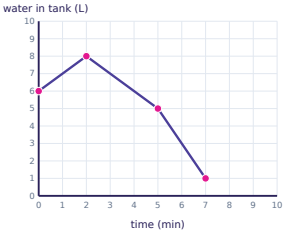

Task card 19 Function Graphs: Increasing & Decr...

What is the rate of change from x = 0 to x = 2?

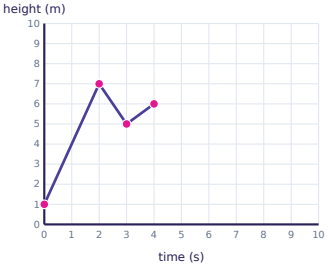

Task card 20 Function Graphs: Increasing & Decr...

What is the rate of change from x = 3 to x = 5?

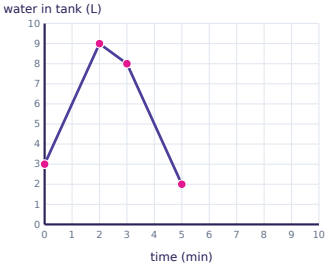

Task card 21 Function Graphs: Increasing & Decr...

Is the function increasing, decreasing or constant from x = 1 to x = 2?

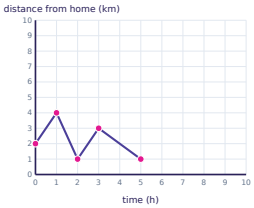

Task card 22 Function Graphs: Increasing & Decr...

What is the rate of change from x = 0 to x = 3?

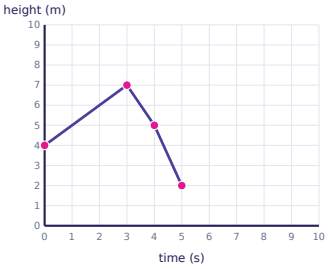

Task card 23 Function Graphs: Increasing & Decr...

Is the function increasing, decreasing or constant from x = 0 to x = 2?

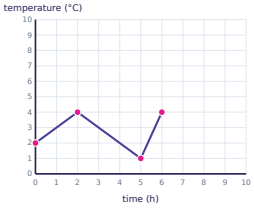

Task card 24 Function Graphs: Increasing & Decr...

What is the rate of change from x = 5 to x = 7?

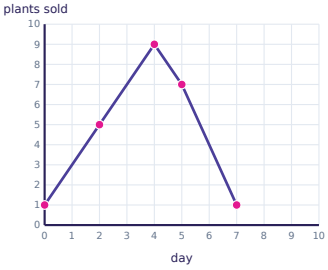

Function Graphs: Increasing & Decreasing Task Cards

Recording sheet · Grade 8 · Use the graph. Write increasing, decreasing or constant when asked how the function changes; otherwise write a number.

Scan to check your answers

Name: _____ Date: _____

1	2	3	4
5	6	7	8
9	10	11	12
13	14	15	16
17	18	19	20
21	22	23	24

Function Graphs: Increasing & Decreasing Task Cards: Answer Key

Grade 8 · Medium

The answers online

1. 3	**2.** 8	**3.** 0
4. 1	**5.** increasing	**6.** decreasing
7. 3	**8.** decreasing	**9.** 3
10. constant	**11.** 7	**12.** decreasing
13. 6	**14.** 0	**15.** -1
16. increasing	**17.** 5	**18.** 2
19. 3	**20.** -3	**21.** decreasing
22. 1	**23.** increasing	**24.** -3