Task card 1 Function Graphs: Increasing & Decr...

For what input is the output greatest?

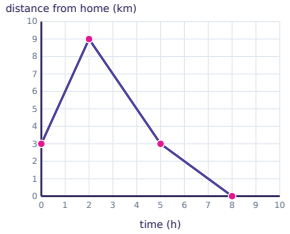

Task card 2 Function Graphs: Increasing & Decr...

For what input is the output greatest?

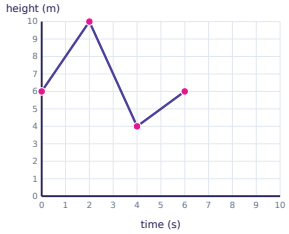

Task card 3 Function Graphs: Increasing & Decr...

What is the rate of change from x = 1 to x = 3?

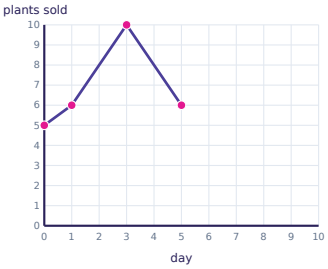

Task card 4 Function Graphs: Increasing & Decr...

For what input is the output least?

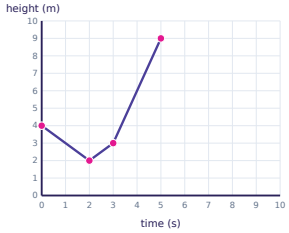

Task card 5 Function Graphs: Increasing & Decr...

What is the rate of change from x = 0 to x = 3?

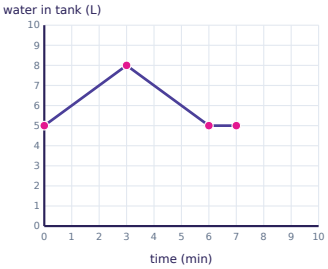

Task card 6 Function Graphs: Increasing & Decr...

For what input is the output greatest?

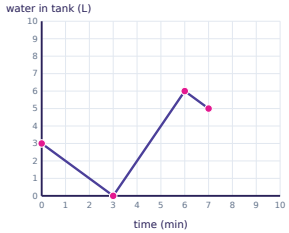

Task card 7 Function Graphs: Increasing & Decr...

For what input is the output greatest?

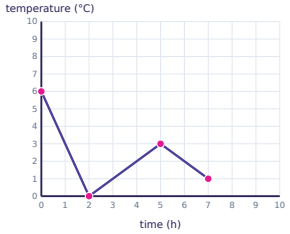

Task card 8 Function Graphs: Increasing & Decr...

Is the function increasing, decreasing or constant from x = 0 to x = 2?

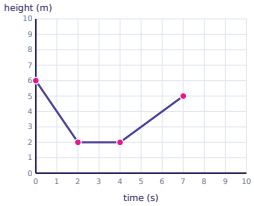

Task card 9 Function Graphs: Increasing & Decr...

For what input is the output greatest?

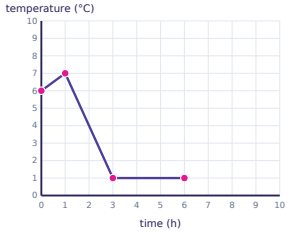

Task card 10 Function Graphs: Increasing & Decr...

For what input is the output greatest?

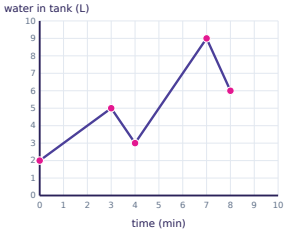

Task card 11 Function Graphs: Increasing & Decr...

What is the rate of change from x = 0 to x = 2?

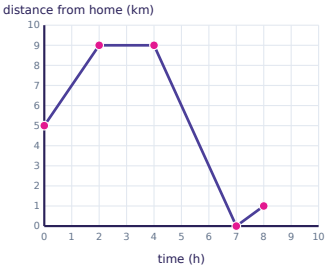

Task card 12 Function Graphs: Increasing & Decr...

For what input is the output least?

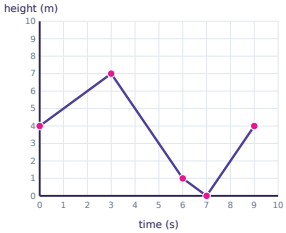

Task card 13 Function Graphs: Increasing & Decr...

What is the rate of change from x = 2 to x = 4?

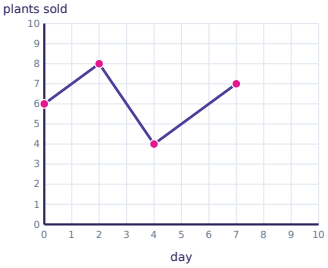

Task card 14 Function Graphs: Increasing & Decr...

For what input is the output greatest?

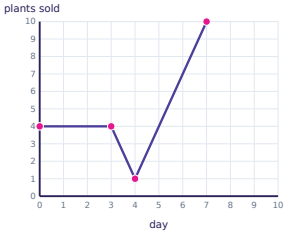

Task card 15 Function Graphs: Increasing & Decr...

For what input is the output least?

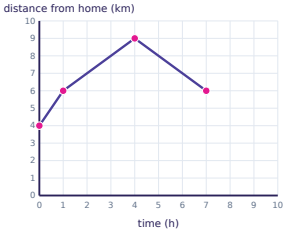

Task card 16 Function Graphs: Increasing & Decr...

Is the function increasing, decreasing or constant from x = 0 to x = 1?

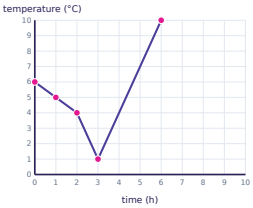

Task card 17 Function Graphs: Increasing & Decr...

What is the rate of change from x = 2 to x = 5?

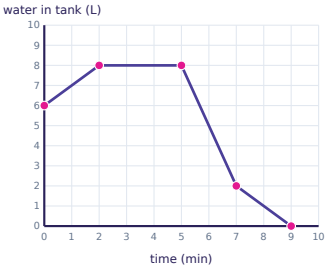

Task card 18 Function Graphs: Increasing & Decr...

For what input is the output least?

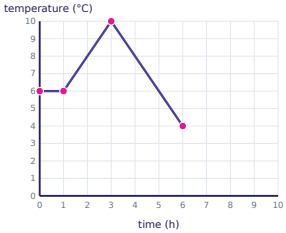

Task card 19 Function Graphs: Increasing & Decr...

What is the rate of change from x = 5 to x = 7?

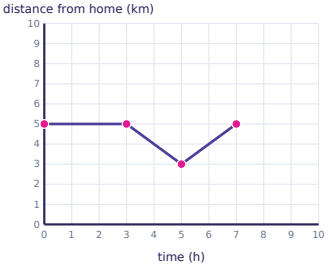

Task card 20 Function Graphs: Increasing & Decr...

What is the rate of change from x = 0 to x = 2?

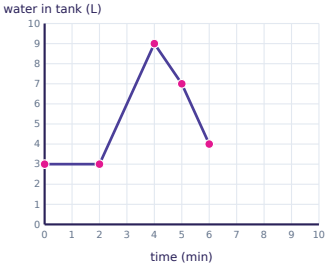

Task card 21 Function Graphs: Increasing & Decr...

What is the rate of change from x = 1 to x = 2?

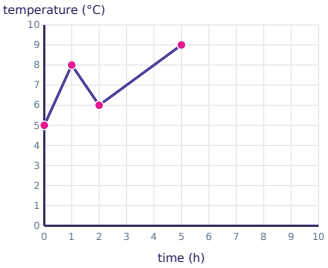

Task card 22 Function Graphs: Increasing & Decr...

For what input is the output least?

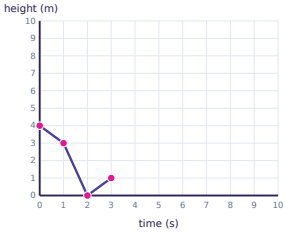

Task card 23 Function Graphs: Increasing & Decr...

What is the rate of change from x = 0 to x = 1?

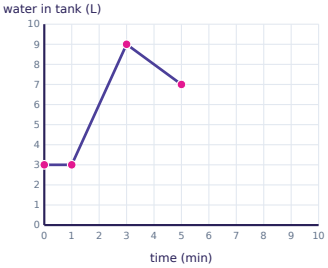

Task card 24 Function Graphs: Increasing & Decr...

What is the rate of change from x = 3 to x = 5?

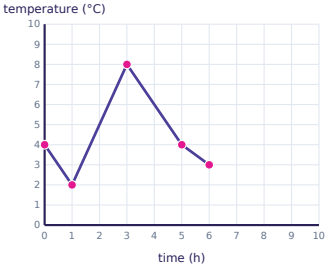

Function Graphs: Increasing & Decreasing Task Cards

Recording sheet · Grade 8 · Use the graph. Write increasing, decreasing or constant when asked how the function changes; otherwise write a number.

Scan to check your answers

Name: _____ Date: _____

1	2	3	4
5	6	7	8
9	10	11	12
13	14	15	16
17	18	19	20
21	22	23	24

Function Graphs: Increasing & Decreasing Task Cards: Answer Key

Grade 8 · Hard

The answers online

1. 2	**2.** 2	**3.** 2
4. 2	**5.** 1	**6.** 6
7. 0	**8.** decreasing	**9.** 1
10. 7	**11.** 2	**12.** 7
13. -2	**14.** 7	**15.** 0
16. decreasing	**17.** 0	**18.** 6
19. 1	**20.** 0	**21.** -2
22. 2	**23.** 0	**24.** -2