Task card 1 Function Graphs: Increasing & Decr...

Is the function increasing, decreasing or constant from x = 0 to x = 1?

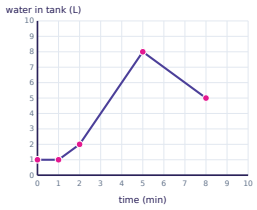

Task card 2 Function Graphs: Increasing & Decr...

Is the function increasing, decreasing or constant from x = 4 to x = 7?

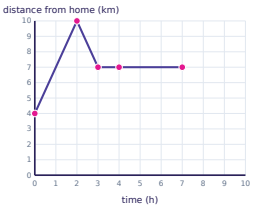

Task card 3 Function Graphs: Increasing & Decr...

Is the function increasing, decreasing or constant from x = 5 to x = 8?

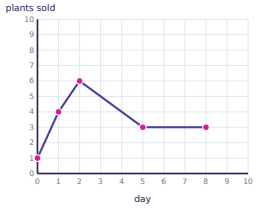

Task card 4 Function Graphs: Increasing & Decr...

Is the function increasing, decreasing or constant from x = 0 to x = 2?

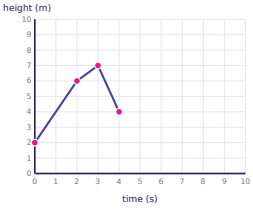

Task card 5 Function Graphs: Increasing & Decr...

What is the output when the input is 9?

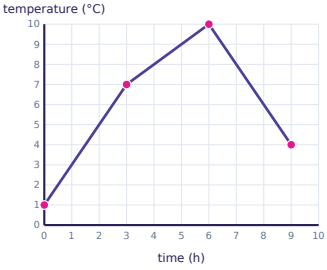

Task card 6 Function Graphs: Increasing & Decr...

What is the output when the input is 0?

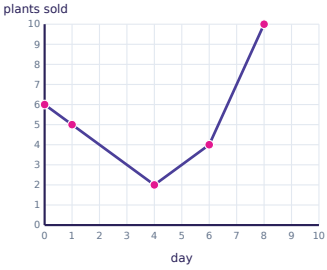

Task card 7 Function Graphs: Increasing & Decr...

What is the output when the input is 4?

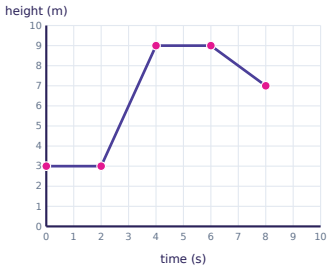

Task card 8 Function Graphs: Increasing & Decr...

Is the function increasing, decreasing or constant from x = 0 to x = 3?

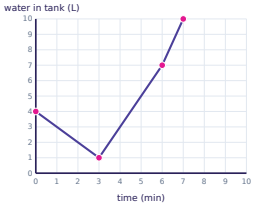

Task card 9 Function Graphs: Increasing & Decr...

What is the output when the input is 0?

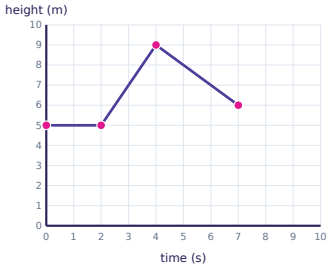

Task card 10 Function Graphs: Increasing & Decr...

Is the function increasing, decreasing or constant from x = 0 to x = 2?

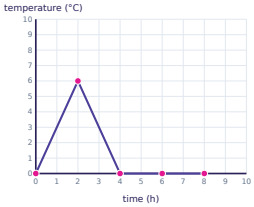

Task card 11 Function Graphs: Increasing & Decr...

Is the function increasing, decreasing or constant from x = 6 to x = 7?

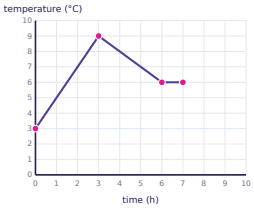

Task card 12 Function Graphs: Increasing & Decr...

Is the function increasing, decreasing or constant from x = 1 to x = 3?

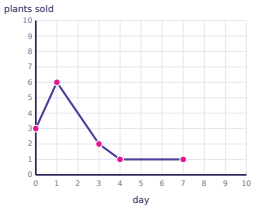

Task card 13 Function Graphs: Increasing & Decr...

Is the function increasing, decreasing or constant from x = 3 to x = 6?

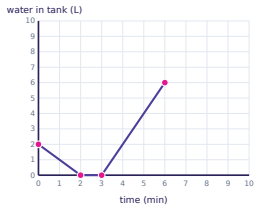

Task card 14 Function Graphs: Increasing & Decr...

Is the function increasing, decreasing or constant from x = 0 to x = 3?

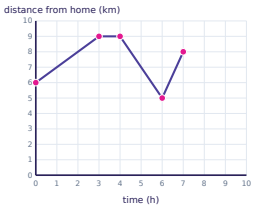

Task card 15 Function Graphs: Increasing & Decr...

What is the output when the input is 3?

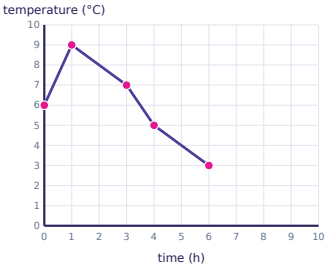

Task card 16 Function Graphs: Increasing & Decr...

What is the output when the input is 6?

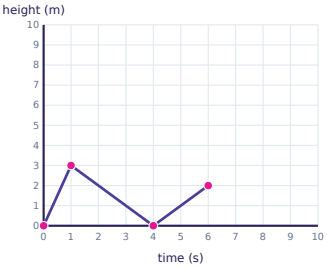

Task card 17 Function Graphs: Increasing & Decr...

What is the output when the input is 2?

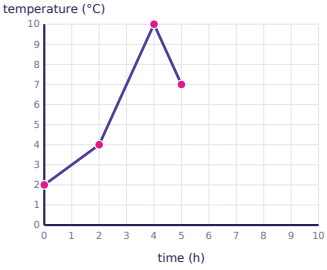

Task card 18 Function Graphs: Increasing & Decr...

What is the rate of change from x = 2 to x = 4?

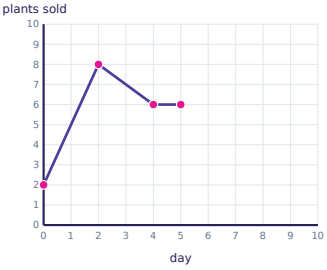

Task card 19 Function Graphs: Increasing & Decr...

What is the rate of change from x = 0 to x = 1?

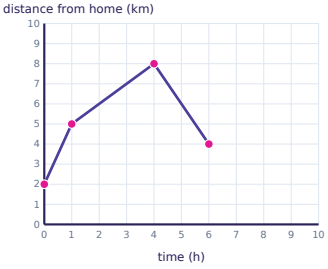

Task card 20 Function Graphs: Increasing & Decr...

What is the rate of change from x = 4 to x = 5?

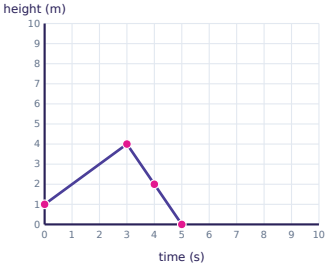

Task card 21 Function Graphs: Increasing & Decr...

What is the rate of change from x = 4 to x = 6?

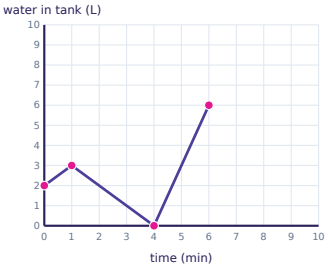

Task card 22 Function Graphs: Increasing & Decr...

Is the function increasing, decreasing or constant from x = 3 to x = 6?

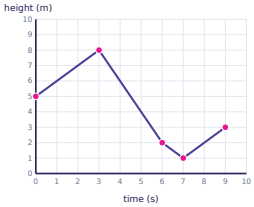

Task card 23 Function Graphs: Increasing & Decr...

What is the rate of change from x = 0 to x = 3?

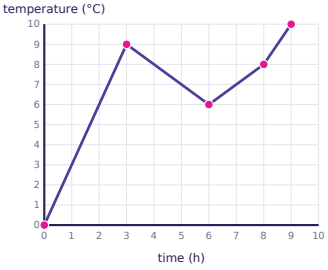

Task card 24 Function Graphs: Increasing & Decr...

Is the function increasing, decreasing or constant from x = 5 to x = 6?

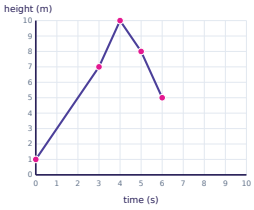

Function Graphs: Increasing & Decreasing Task Cards

Recording sheet · Grade 8 · Use the graph. Write increasing, decreasing or constant when asked how the function changes; otherwise write a number.

Scan to check your answers

Name: _____ Date: _____

1	2	3	4
5	6	7	8
9	10	11	12
13	14	15	16
17	18	19	20
21	22	23	24

Function Graphs: Increasing & Decreasing Task Cards: Answer Key

Grade 8 · Easy

The answers online

1. constant	**2.** constant	**3.** constant
4. increasing	**5.** 4	**6.** 6
7. 9	**8.** decreasing	**9.** 5
10. increasing	**11.** constant	**12.** decreasing
13. increasing	**14.** increasing	**15.** 7
16. 2	**17.** 4	**18.** -1
19. 3	**20.** -2	**21.** 3
22. decreasing	**23.** 3	**24.** decreasing