Function Graphs: Increasing & Decreasing · 1

For what input is the output greatest?

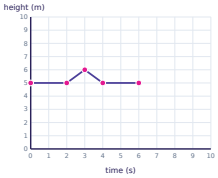

Function Graphs: Increasing & Decreasing · 2

For what input is the output greatest?

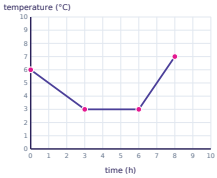

Function Graphs: Increasing & Decreasing · 3

What is the rate of change from x = 3 to x = 4?

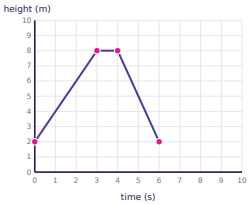

Function Graphs: Increasing & Decreasing · 4

For what input is the output greatest?

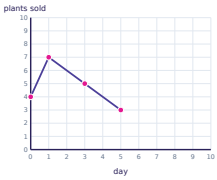

Function Graphs: Increasing & Decreasing · 5

Is the function increasing, decreasing or constant from x = 2 to x = 5?

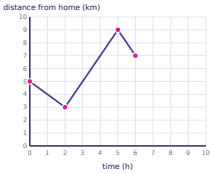

Function Graphs: Increasing & Decreasing · 6

Is the function increasing, decreasing or constant from x = 1 to x = 2?

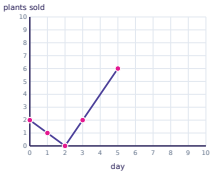

Function Graphs: Increasing & Decreasing · 7

What is the output when the input is 0?

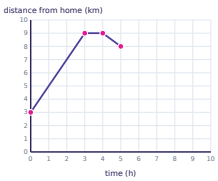

Function Graphs: Increasing & Decreasing · 8

Is the function increasing, decreasing or constant from x = 3 to x = 4?

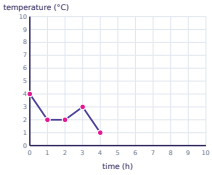

Function Graphs: Increasing & Decreasing · 2

ANSWER

8

Function Graphs: Increasing & Decreasing · 1

ANSWER

3

Function Graphs: Increasing & Decreasing · 4

ANSWER

1

Function Graphs: Increasing & Decreasing · 3

ANSWER

0

Function Graphs: Increasing & Decreasing · 6

ANSWER

decreasing

Function Graphs: Increasing & Decreasing · 5

ANSWER

increasing

Function Graphs: Increasing & Decreasing · 8

ANSWER

decreasing

Function Graphs: Increasing & Decreasing · 7

ANSWER

3

Function Graphs: Increasing & Decreasing · 9

What is the output when the input is 0?

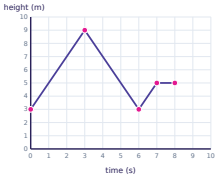

Function Graphs: Increasing & Decreasing · 10

Is the function increasing, decreasing or constant from x = 5 to x = 8?



Function Graphs: Increasing & Decreasing · 11

For what input is the output greatest?

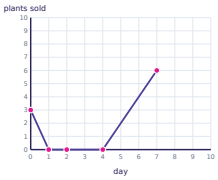

Function Graphs: Increasing & Decreasing · 12

Is the function increasing, decreasing or constant from x = 2 to x = 5?

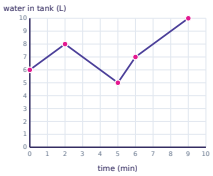

Function Graphs: Increasing & Decreasing · 13

What is the output when the input is 7?

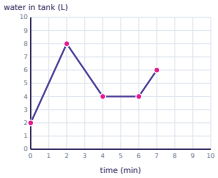

Function Graphs: Increasing & Decreasing · 14

What is the output when the input is 0?

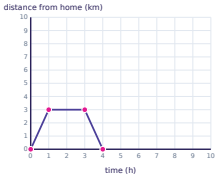

Function Graphs: Increasing & Decreasing · 15

What is the rate of change from x = 6 to x = 7?

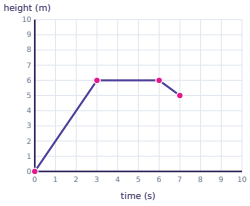

Function Graphs: Increasing & Decreasing · 16

Is the function increasing, decreasing or constant from x = 4 to x = 7?

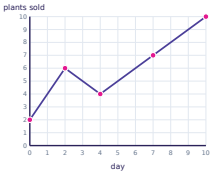

Function Graphs: Increasing & Decreasing · 10

ANSWER

constant

Function Graphs: Increasing & Decreasing · 9

ANSWER

3

Function Graphs: Increasing & Decreasing · 12

ANSWER

decreasing

Function Graphs: Increasing & Decreasing · 11

ANSWER

7

Function Graphs: Increasing & Decreasing · 14

ANSWER

0

Function Graphs: Increasing & Decreasing · 13

ANSWER

6

Function Graphs: Increasing & Decreasing · 16

ANSWER

increasing

Function Graphs: Increasing & Decreasing · 15

ANSWER

-1

For what input is the output greatest?

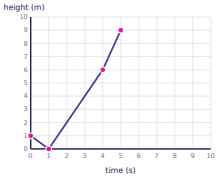

For what input is the output greatest?

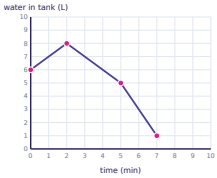

What is the rate of change from x = 0 to x = 2?

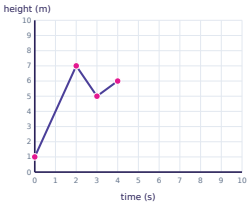

What is the rate of change from x = 3 to x = 5?

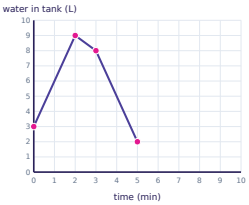

Is the function increasing, decreasing or constant from x = 1 to x = 2?

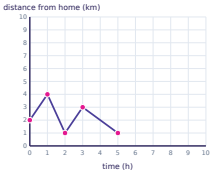

What is the rate of change from x = 0 to x = 3?

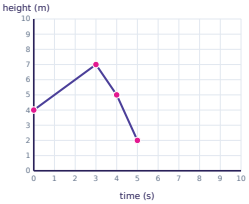

Is the function increasing, decreasing or constant from x = 0 to x = 2?

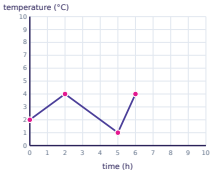

What is the rate of change from x = 5 to x = 7?

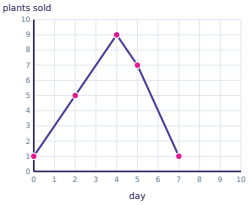

Function Graphs: Increasing & Decreasing · 18

ANSWER

2

Function Graphs: Increasing & Decreasing · 17

ANSWER

5

Function Graphs: Increasing & Decreasing · 20

ANSWER

-3

Function Graphs: Increasing & Decreasing · 19

ANSWER

3

Function Graphs: Increasing & Decreasing · 22

ANSWER

1

Function Graphs: Increasing & Decreasing · 21

ANSWER

decreasing

Function Graphs: Increasing & Decreasing · 24

ANSWER

-3

Function Graphs: Increasing & Decreasing · 23

ANSWER

increasing