**Task card 1** Theoretical & Experimental Probabi...

A bag has 7 red, 10 blue, and 2 green marbles. One marble is picked at random. What is the theoretical probability that it is green?

**Task card 2** Theoretical & Experimental Probabi...

A spinner was spun 50 times. The bar graph shows the results. What is the experimental probability of landing on blue?

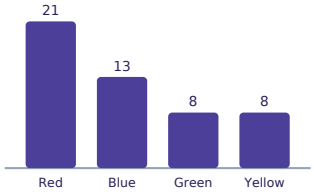


**Task card 3** Theoretical & Experimental Probabi...

A fair number cube (1–6) is rolled 162 times. How many times would you expect to roll an even number?

**Task card 4** Theoretical & Experimental Probabi...

A coin was flipped 40 times and landed on heads 15 times. What is the experimental probability of landing on tails?

**Task card 5** Theoretical & Experimental Probabi...

A bag has 2 red, 4 blue, and 3 green marbles. One marble is picked at random. What is the theoretical probability that it is red?

**Task card 6** Theoretical & Experimental Probabi...

A fair number cube (1–6) is rolled 138 times. How many times would you expect to roll a multiple of 3?

**Task card 7** Theoretical & Experimental Probabi...

A spinner was spun 60 times. The bar graph shows the results. What is the experimental probability of landing on blue?

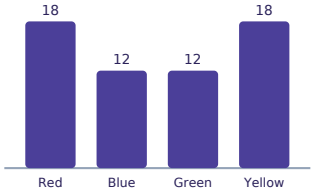


**Task card 8** Theoretical & Experimental Probabi...

A bag has 5 red, 5 blue, and 4 green marbles. One marble is picked at random. What is the theoretical probability that it is blue?

**Task card 9** Theoretical & Experimental Probabi...

A spinner was spun 50 times. The bar graph shows the results. What is the experimental probability of landing on red?

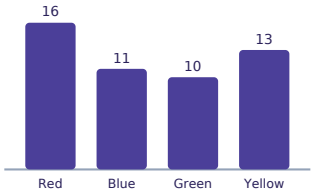


**Task card 10** Theoretical & Experimental Probabi...

A fair number cube (1–6) is rolled 204 times. How many times would you expect to roll a multiple of 3?

**Task card 11** Theoretical & Experimental Probabi...

A coin was flipped 20 times and landed on heads 8 times. What is the experimental probability of landing on tails?

**Task card 12** Theoretical & Experimental Probabi...

A bag has 5 red, 3 blue, and 5 green marbles. One marble is picked at random. What is the theoretical probability that it is red?

**Task card 13** Theoretical & Experimental Probabi...

A fair number cube (1–6) is rolled 186 times. How many times would you expect to roll a number greater than 4?

**Task card 14** Theoretical & Experimental Probabi...

A spinner was spun 25 times. The bar graph shows the results. What is the experimental probability of landing on red?

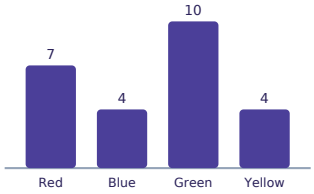


**Task card 15** Theoretical & Experimental Probabi...

A bag has 3 red, 7 blue, and 4 green marbles. One marble is picked at random. What is the theoretical probability that it is red?

**Task card 16** Theoretical & Experimental Probabi...

A spinner was spun 60 times. The bar graph shows the results. What is the experimental probability of landing on green?

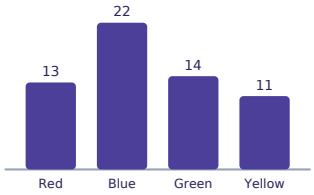


**Task card 17** Theoretical & Experimental Probabi...

A fair number cube (1–6) is rolled 174 times. How many times would you expect to roll a 5?

**Task card 18** Theoretical & Experimental Probabi...

A coin was flipped 80 times and landed on heads 34 times. What is the experimental probability of landing on heads?

**Task card 19** Theoretical & Experimental Probabi...

A bag has 2 red, 10 blue, and 3 green marbles. One marble is picked at random. What is the theoretical probability that it is red?

**Task card 20** Theoretical & Experimental Probabi...

A fair number cube (1–6) is rolled 168 times. How many times would you expect to roll a 5?

**Task card 21** Theoretical & Experimental Probabi...

A spinner was spun 20 times. The bar graph shows the results. What is the experimental probability of landing on green?

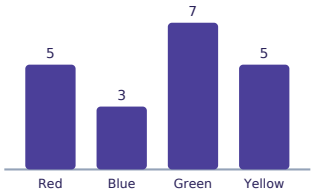


**Task card 22** Theoretical & Experimental Probabi...

A bag has 6 red, 3 blue, and 4 green marbles. One marble is picked at random. What is the theoretical probability that it is blue?

**Task card 23** Theoretical & Experimental Probabi...

A spinner was spun 60 times. The bar graph shows the results. What is the experimental probability of landing on red?

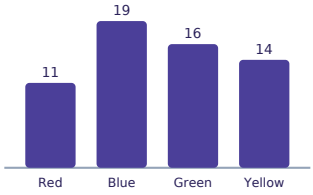


**Task card 24** Theoretical & Experimental Probabi...

A fair number cube (1–6) is rolled 120 times. How many times would you expect to roll an even number?

# Theoretical & Experimental Probability Task Cards

Recording sheet · Grade 7 · Write probabilities as fractions in simplest form. Answer predictions with a whole number.

Scan to check your answers

Name: _____ Date: _____

| | | | |
|---|---|---|---|
| 1 | 2 | 3 | 4 |
| 5 | 6 | 7 | 8 |
| 9 | 10 | 11 | 12 |
| 13 | 14 | 15 | 16 |
| 17 | 18 | 19 | 20 |
| 21 | 22 | 23 | 24 |

# Theoretical & Experimental Probability Task Cards: Answer Key

Grade 7 · Hard

The answers online

| | | |
|---|---|---|
| **1.** $\frac{2}{19}$ | **2.** $\frac{13}{50}$ | **3.** 81 |
| **4.** $\frac{5}{8}$ | **5.** $\frac{2}{9}$ | **6.** 46 |
| **7.** $\frac{1}{5}$ | **8.** $\frac{5}{14}$ | **9.** $\frac{8}{25}$ |
| **10.** 68 | **11.** $\frac{3}{5}$ | **12.** $\frac{5}{13}$ |
| **13.** 62 | **14.** $\frac{7}{25}$ | **15.** $\frac{3}{14}$ |
| **16.** $\frac{7}{30}$ | **17.** 29 | **18.** $\frac{17}{40}$ |
| **19.** $\frac{2}{15}$ | **20.** 28 | **21.** $\frac{7}{20}$ |
| **22.** $\frac{3}{13}$ | **23.** $\frac{11}{60}$ | **24.** 60 |