Task card 1 Theoretical & Experimental Probabi...

A bag has 7 red, 4 blue, and 4 green marbles. One marble is picked at random. What is the theoretical probability that it is red?

Task card 2 Theoretical & Experimental Probabi...

A spinner was spun 25 times. The bar graph shows the results. What is the experimental probability of landing on blue?

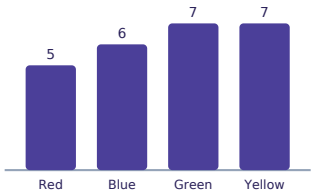

Task card 3 Theoretical & Experimental Probabi...

A fair number cube (1–6) is rolled 36 times. How many times would you expect to roll an even number?

Task card 4 Theoretical & Experimental Probabi...

A coin was flipped 80 times and landed on heads 49 times. What is the experimental probability of landing on heads?

Task card 5 Theoretical & Experimental Probabi...

A bag has 5 red, 7 blue, and 1 green marbles. One marble is picked at random. What is the theoretical probability that it is blue?

Task card 6 Theoretical & Experimental Probabi...

A fair number cube (1–6) is rolled 54 times. How many times would you expect to roll an even number?

Task card 7 Theoretical & Experimental Probabi...

A spinner was spun 25 times. The bar graph shows the results. What is the experimental probability of landing on blue?

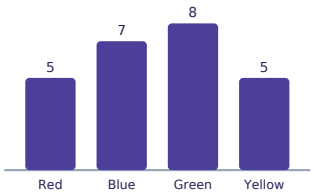

Task card 8 Theoretical & Experimental Probabi...

A bag has 7 red, 6 blue, and 5 green marbles. One marble is picked at random. What is the theoretical probability that it is blue?

Task card 9 Theoretical & Experimental Probabi...

A spinner was spun 20 times. The bar graph shows the results. What is the experimental probability of landing on red?

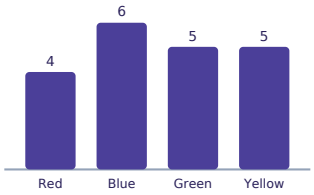

Task card 10 Theoretical & Experimental Probabi...

A fair number cube (1–6) is rolled 42 times. How many times would you expect to roll a 5?

Task card 11 Theoretical & Experimental Probabi...

A coin was flipped 60 times and landed on heads 34 times. What is the experimental probability of landing on tails?

Task card 12 Theoretical & Experimental Probabi...

A bag has 6 red, 7 blue, and 7 green marbles. One marble is picked at random. What is the theoretical probability that it is red?

Task card 13 Theoretical & Experimental Probabi...

A fair number cube (1–6) is rolled 150 times. How many times would you expect to roll an even number?

Task card 14 Theoretical & Experimental Probabi...

A spinner was spun 30 times. The bar graph shows the results. What is the experimental probability of landing on blue?

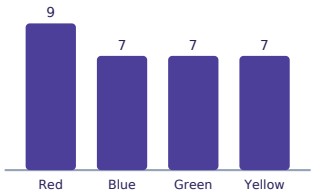

Task card 15 Theoretical & Experimental Probabi...

A bag has 3 red, 3 blue, and 4 green marbles. One marble is picked at random. What is the theoretical probability that it is green?

Task card 16 Theoretical & Experimental Probabi...

A spinner was spun 60 times. The bar graph shows the results. What is the experimental probability of landing on yellow?

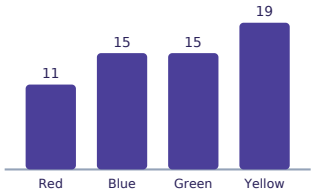

Task card 17 Theoretical & Experimental Probabi...

A fair number cube (1–6) is rolled 186 times. How many times would you expect to roll a 5?

Task card 18 Theoretical & Experimental Probabi...

A coin was flipped 60 times and landed on heads 25 times. What is the experimental probability of landing on heads?

Task card 19 Theoretical & Experimental Probabi...

A bag has 5 red, 2 blue, and 6 green marbles. One marble is picked at random. What is the theoretical probability that it is green?

Task card 20 Theoretical & Experimental Probabi...

A fair number cube (1–6) is rolled 24 times. How many times would you expect to roll an even number?

Task card 21 Theoretical & Experimental Probabi...

A spinner was spun 60 times. The bar graph shows the results. What is the experimental probability of landing on green?

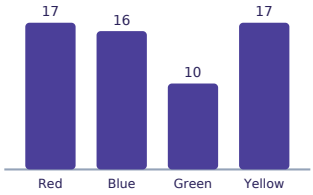

Task card 22 Theoretical & Experimental Probabi...

A bag has 6 red, 2 blue, and 1 green marbles. One marble is picked at random. What is the theoretical probability that it is blue?

Task card 23 Theoretical & Experimental Probabi...

A spinner was spun 40 times. The bar graph shows the results. What is the experimental probability of landing on yellow?

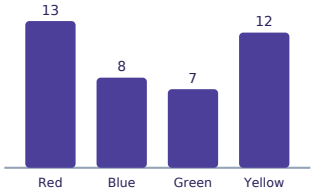

Task card 24 Theoretical & Experimental Probabi...

A fair number cube (1–6) is rolled 42 times. How many times would you expect to roll a number less than 3?

Theoretical & Experimental Probability Task Cards

Recording sheet · Grade 7 · Write probabilities as fractions in simplest form. Answer predictions with a whole number.

Scan to check your answers

Name: _____ Date: _____

1	2	3	4
5	6	7	8
9	10	11	12
13	14	15	16
17	18	19	20
21	22	23	24

Theoretical & Experimental Probability Task Cards: Answer Key

Grade 7 · Medium

The answers online

1. $\frac{7}{15}$	**2.** $\frac{6}{25}$	**3.** 18
4. $\frac{49}{80}$	**5.** $\frac{7}{13}$	**6.** 27
7. $\frac{7}{25}$	**8.** $\frac{1}{3}$	**9.** $\frac{1}{5}$
10. 7	**11.** $\frac{13}{30}$	**12.** $\frac{3}{10}$
13. 75	**14.** $\frac{7}{30}$	**15.** $\frac{2}{5}$
16. $\frac{19}{60}$	**17.** 31	**18.** $\frac{5}{12}$
19. $\frac{6}{13}$	**20.** 12	**21.** $\frac{1}{6}$
22. $\frac{2}{9}$	**23.** $\frac{3}{10}$	**24.** 14