Task card 1 Theoretical & Experimental Probabi...

A marble is picked at random from the bag shown. What is the theoretical probability that it is red?



Task card 2 Theoretical & Experimental Probabi...

A spinner was spun 50 times. The bar graph shows the results. What is the experimental probability of landing on green?

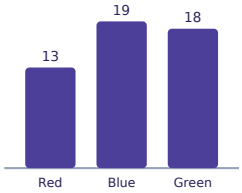

Task card 3 Theoretical & Experimental Probabi...

A fair number cube (1–6) is rolled 24 times. How many times would you expect to roll a 5?

Task card 4 Theoretical & Experimental Probabi...

A coin was flipped 80 times and landed on heads 50 times. What is the experimental probability of landing on heads?

Task card 5 Theoretical & Experimental Probabi...

A marble is picked at random from the bag shown. What is the theoretical probability that it is red?



Task card 6 Theoretical & Experimental Probabi...

A fair number cube (1–6) is rolled 66 times. How many times would you expect to roll a 5?

Task card 7 Theoretical & Experimental Probabi...

A spinner was spun 20 times. The bar graph shows the results. What is the experimental probability of landing on green?

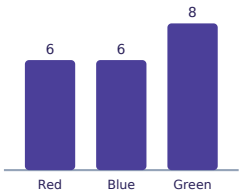

Task card 8 Theoretical & Experimental Probabi...

A marble is picked at random from the bag shown. What is the theoretical probability that it is blue?



Task card 9 Theoretical & Experimental Probabi...

A spinner was spun 60 times. The bar graph shows the results. What is the experimental probability of landing on red?

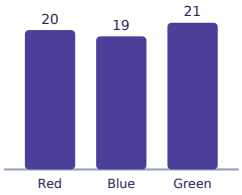

Task card 10 Theoretical & Experimental Probabi...

A fair number cube (1–6) is rolled 54 times. How many times would you expect to roll an odd number?

Task card 11 Theoretical & Experimental Probabi...

A coin was flipped 40 times and landed on heads 27 times. What is the experimental probability of landing on heads?

Task card 12 Theoretical & Experimental Probabi...

A marble is picked at random from the bag shown. What is the theoretical probability that it is blue?



Task card 13 Theoretical & Experimental Probabi...

A fair number cube (1–6) is rolled 18 times. How many times would you expect to roll a multiple of 3?

Task card 14 Theoretical & Experimental Probabi...

A spinner was spun 40 times. The bar graph shows the results. What is the experimental probability of landing on red?

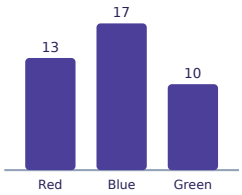

Task card 15 Theoretical & Experimental Probabi...

A marble is picked at random from the bag shown. What is the theoretical probability that it is blue?



Task card 16 Theoretical & Experimental Probabi...

A spinner was spun 50 times. The bar graph shows the results. What is the experimental probability of landing on green?

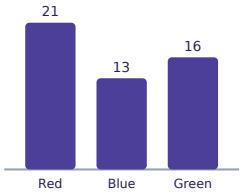

Task card 17 Theoretical & Experimental Probabi...

A fair number cube (1–6) is rolled 66 times. How many times would you expect to roll a number greater than 4?

Task card 18 Theoretical & Experimental Probabi...

A coin was flipped 60 times and landed on heads 38 times. What is the experimental probability of landing on heads?

Task card 19 Theoretical & Experimental Probabi...

A marble is picked at random from the bag shown. What is the theoretical probability that it is blue?



Task card 20 Theoretical & Experimental Probabi...

A fair number cube (1–6) is rolled 30 times. How many times would you expect to roll a multiple of 3?

Task card 21 Theoretical & Experimental Probabi...

A spinner was spun 30 times. The bar graph shows the results. What is the experimental probability of landing on red?

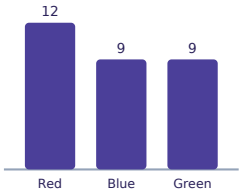

Task card 22 Theoretical & Experimental Probabi...

A marble is picked at random from the bag shown. What is the theoretical probability that it is red?



Task card 23 Theoretical & Experimental Probabi...

A spinner was spun 50 times. The bar graph shows the results. What is the experimental probability of landing on green?

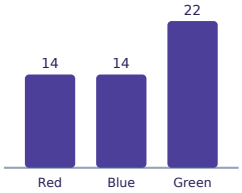

Task card 24 Theoretical & Experimental Probabi...

A fair number cube (1–6) is rolled 36 times. How many times would you expect to roll a 5?

Theoretical & Experimental Probability Task Cards

Recording sheet · Grade 7 · Write probabilities as fractions in simplest form. Answer predictions with a whole number.

Scan to check your answers

Name: _____ Date: _____

1	2	3	4
5	6	7	8
9	10	11	12
13	14	15	16
17	18	19	20
21	22	23	24

Theoretical & Experimental Probability Task Cards: Answer Key

Grade 7 · Easy

The answers online

1. $\frac{1}{7}$	**2.** $\frac{9}{25}$	**3.** 4
4. $\frac{5}{8}$	**5.** $\frac{1}{2}$	**6.** 11
7. $\frac{2}{5}$	**8.** $\frac{3}{5}$	**9.** $\frac{1}{3}$
10. 27	**11.** $\frac{27}{40}$	**12.** $\frac{3}{4}$
13. 6	**14.** $\frac{13}{40}$	**15.** $\frac{1}{2}$
16. $\frac{8}{25}$	**17.** 22	**18.** $\frac{19}{30}$
19. $\frac{5}{6}$	**20.** 10	**21.** $\frac{2}{5}$
22. $\frac{1}{5}$	**23.** $\frac{11}{25}$	**24.** 6