Theoretical & Experimental Probability · 1

A bag has 7 red, 4 blue, and 4 green marbles. One marble is picked at random. What is the theoretical probability that it is red?

Theoretical & Experimental Probability · 2

A spinner was spun 25 times. The bar graph shows the results. What is the experimental probability of landing on blue?

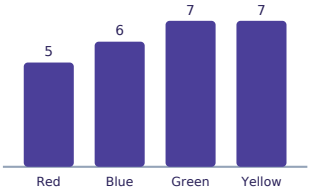

Theoretical & Experimental Probability · 3

A fair number cube (1–6) is rolled 36 times. How many times would you expect to roll an even number?

Theoretical & Experimental Probability · 4

A coin was flipped 80 times and landed on heads 49 times. What is the experimental probability of landing on heads?

Theoretical & Experimental Probability · 5

A bag has 5 red, 7 blue, and 1 green marbles. One marble is picked at random. What is the theoretical probability that it is blue?

Theoretical & Experimental Probability · 6

A fair number cube (1–6) is rolled 54 times. How many times would you expect to roll an even number?

Theoretical & Experimental Probability · 7

A spinner was spun 25 times. The bar graph shows the results. What is the experimental probability of landing on blue?

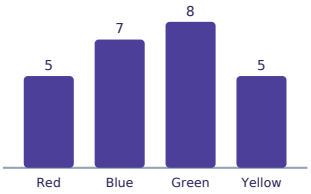

Theoretical & Experimental Probability · 8

A bag has 7 red, 6 blue, and 5 green marbles. One marble is picked at random. What is the theoretical probability that it is blue?

Theoretical & Experimental Probability · 2

ANSWER

$$\frac{6}{25}$$

Theoretical & Experimental Probability · 1

ANSWER

$$\frac{7}{15}$$

Theoretical & Experimental Probability · 4

ANSWER

$$\frac{49}{80}$$

Theoretical & Experimental Probability · 3

ANSWER

18

Theoretical & Experimental Probability · 6

ANSWER

27

Theoretical & Experimental Probability · 5

ANSWER

$$\frac{7}{13}$$

Theoretical & Experimental Probability · 8

ANSWER

$$\frac{1}{3}$$

Theoretical & Experimental Probability · 7

ANSWER

$$\frac{7}{25}$$

Theoretical & Experimental Probability · 9

A spinner was spun 20 times. The bar graph shows the results. What is the experimental probability of landing on red?

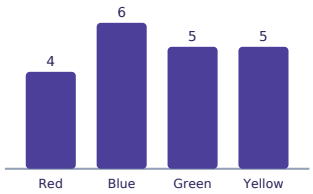

Theoretical & Experimental Probability · 10

A fair number cube (1–6) is rolled 42 times. How many times would you expect to roll a 5?

Theoretical & Experimental Probability · 11

A coin was flipped 60 times and landed on heads 34 times. What is the experimental probability of landing on tails?

Theoretical & Experimental Probability · 12

A bag has 6 red, 7 blue, and 7 green marbles. One marble is picked at random. What is the theoretical probability that it is red?

Theoretical & Experimental Probability · 13

A fair number cube (1–6) is rolled 150 times. How many times would you expect to roll an even number?

Theoretical & Experimental Probability · 14

A spinner was spun 30 times. The bar graph shows the results. What is the experimental probability of landing on blue?

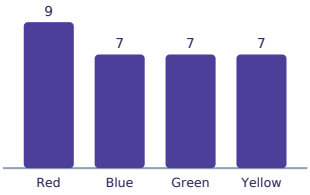

Theoretical & Experimental Probability · 15

A bag has 3 red, 3 blue, and 4 green marbles. One marble is picked at random. What is the theoretical probability that it is green?

Theoretical & Experimental Probability · 16

A spinner was spun 60 times. The bar graph shows the results. What is the experimental probability of landing on yellow?

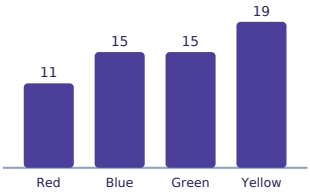

Theoretical & Experimental Probability · 10

ANSWER

7

Theoretical & Experimental Probability · 9

ANSWER

$\frac{1}{5}$

Theoretical & Experimental Probability · 12

ANSWER

$\frac{3}{10}$

Theoretical & Experimental Probability · 11

ANSWER

$\frac{13}{30}$

Theoretical & Experimental Probability · 14

ANSWER

$\frac{7}{30}$

Theoretical & Experimental Probability · 13

ANSWER

75

Theoretical & Experimental Probability · 16

ANSWER

$\frac{19}{60}$

Theoretical & Experimental Probability · 15

ANSWER

$\frac{2}{5}$

Theoretical & Experimental Probability · 17

A fair number cube (1–6) is rolled 186 times. How many times would you expect to roll a 5?

Theoretical & Experimental Probability · 18

A coin was flipped 60 times and landed on heads 25 times. What is the experimental probability of landing on heads?

Theoretical & Experimental Probability · 19

A bag has 5 red, 2 blue, and 6 green marbles. One marble is picked at random. What is the theoretical probability that it is green?

Theoretical & Experimental Probability · 20

A fair number cube (1–6) is rolled 24 times. How many times would you expect to roll an even number?

Theoretical & Experimental Probability · 21

A spinner was spun 60 times. The bar graph shows the results. What is the experimental probability of landing on green?

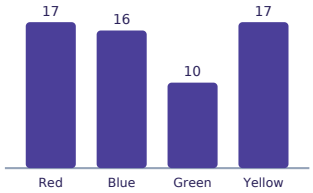

Theoretical & Experimental Probability · 22

A bag has 6 red, 2 blue, and 1 green marbles. One marble is picked at random. What is the theoretical probability that it is blue?

Theoretical & Experimental Probability · 23

A spinner was spun 40 times. The bar graph shows the results. What is the experimental probability of landing on yellow?

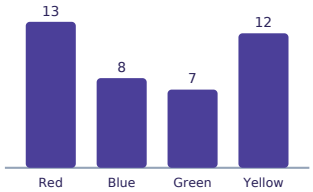

Theoretical & Experimental Probability · 24

A fair number cube (1–6) is rolled 42 times. How many times would you expect to roll a number less than 3?

Theoretical & Experimental Probability · 18

ANSWER

$\frac{5}{12}$

Theoretical & Experimental Probability · 17

ANSWER

31

Theoretical & Experimental Probability · 20

ANSWER

12

Theoretical & Experimental Probability · 19

ANSWER

$\frac{6}{13}$

Theoretical & Experimental Probability · 22

ANSWER

$\frac{2}{9}$

Theoretical & Experimental Probability · 21

ANSWER

$\frac{1}{6}$

Theoretical & Experimental Probability · 24

ANSWER

14

Theoretical & Experimental Probability · 23

ANSWER

$\frac{3}{10}$