Theoretical & Experimental Probability · 1

A bag has 7 red, 10 blue, and 2 green marbles. One marble is picked at random. What is the theoretical probability that it is green?

Theoretical & Experimental Probability · 2

A spinner was spun 50 times. The bar graph shows the results. What is the experimental probability of landing on blue?

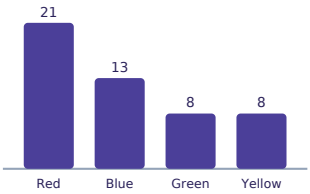

Theoretical & Experimental Probability · 3

A fair number cube (1–6) is rolled 162 times. How many times would you expect to roll an even number?

Theoretical & Experimental Probability · 4

A coin was flipped 40 times and landed on heads 15 times. What is the experimental probability of landing on tails?

Theoretical & Experimental Probability · 5

A bag has 2 red, 4 blue, and 3 green marbles. One marble is picked at random. What is the theoretical probability that it is red?

Theoretical & Experimental Probability · 6

A fair number cube (1–6) is rolled 138 times. How many times would you expect to roll a multiple of 3?

Theoretical & Experimental Probability · 7

A spinner was spun 60 times. The bar graph shows the results. What is the experimental probability of landing on blue?

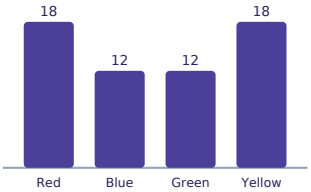

Theoretical & Experimental Probability · 8

A bag has 5 red, 5 blue, and 4 green marbles. One marble is picked at random. What is the theoretical probability that it is blue?

Theoretical & Experimental Probability · 2

ANSWER

$$\frac{13}{50}$$

Theoretical & Experimental Probability · 1

ANSWER

$$\frac{2}{19}$$

Theoretical & Experimental Probability · 4

ANSWER

$$\frac{5}{8}$$

Theoretical & Experimental Probability · 3

ANSWER

81

Theoretical & Experimental Probability · 6

ANSWER

46

Theoretical & Experimental Probability · 5

ANSWER

$$\frac{2}{9}$$

Theoretical & Experimental Probability · 8

ANSWER

$$\frac{5}{14}$$

Theoretical & Experimental Probability · 7

ANSWER

$$\frac{1}{5}$$

Theoretical & Experimental Probability · 9

A spinner was spun 50 times. The bar graph shows the results. What is the experimental probability of landing on red?

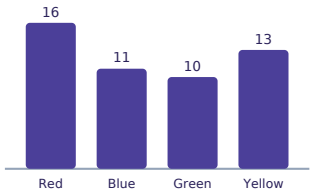

Theoretical & Experimental Probability · 10

A fair number cube (1–6) is rolled 204 times. How many times would you expect to roll a multiple of 3?

Theoretical & Experimental Probability · 11

A coin was flipped 20 times and landed on heads 8 times. What is the experimental probability of landing on tails?

Theoretical & Experimental Probability · 12

A bag has 5 red, 3 blue, and 5 green marbles. One marble is picked at random. What is the theoretical probability that it is red?

Theoretical & Experimental Probability · 13

A fair number cube (1–6) is rolled 186 times. How many times would you expect to roll a number greater than 4?

Theoretical & Experimental Probability · 14

A spinner was spun 25 times. The bar graph shows the results. What is the experimental probability of landing on red?

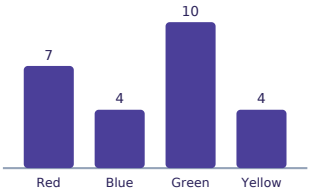

Theoretical & Experimental Probability · 15

A bag has 3 red, 7 blue, and 4 green marbles. One marble is picked at random. What is the theoretical probability that it is red?

Theoretical & Experimental Probability · 16

A spinner was spun 60 times. The bar graph shows the results. What is the experimental probability of landing on green?

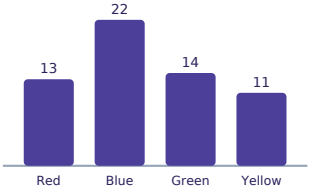

Theoretical & Experimental Probability · 10

ANSWER

68

Theoretical & Experimental Probability · 9

ANSWER

$\frac{8}{25}$

Theoretical & Experimental Probability · 12

ANSWER

$\frac{5}{13}$

Theoretical & Experimental Probability · 11

ANSWER

$\frac{3}{5}$

Theoretical & Experimental Probability · 14

ANSWER

$\frac{7}{25}$

Theoretical & Experimental Probability · 13

ANSWER

62

Theoretical & Experimental Probability · 16

ANSWER

$\frac{7}{30}$

Theoretical & Experimental Probability · 15

ANSWER

$\frac{3}{14}$

A fair number cube (1–6) is rolled 174 times. How many times would you expect to roll a 5?

A coin was flipped 80 times and landed on heads 34 times. What is the experimental probability of landing on heads?

A bag has 2 red, 10 blue, and 3 green marbles. One marble is picked at random. What is the theoretical probability that it is red?

A fair number cube (1–6) is rolled 168 times. How many times would you expect to roll a 5?

A spinner was spun 20 times. The bar graph shows the results. What is the experimental probability of landing on green?

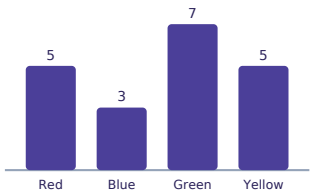

A bag has 6 red, 3 blue, and 4 green marbles. One marble is picked at random. What is the theoretical probability that it is blue?

A spinner was spun 60 times. The bar graph shows the results. What is the experimental probability of landing on red?

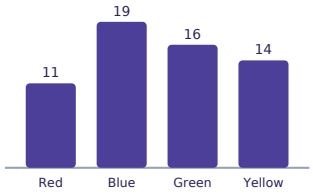

A fair number cube (1–6) is rolled 120 times. How many times would you expect to roll an even number?

Theoretical & Experimental Probability · 18

ANSWER

$\frac{17}{40}$

Theoretical & Experimental Probability · 17

ANSWER

29

Theoretical & Experimental Probability · 20

ANSWER

28

Theoretical & Experimental Probability · 19

ANSWER

$\frac{2}{15}$

Theoretical & Experimental Probability · 22

ANSWER

$\frac{3}{13}$

Theoretical & Experimental Probability · 21

ANSWER

$\frac{7}{20}$

Theoretical & Experimental Probability · 24

ANSWER

60

Theoretical & Experimental Probability · 23

ANSWER

$\frac{11}{60}$