Theoretical & Experimental Probability · 1

A marble is picked at random from the bag shown. What is the theoretical probability that it is red?



Theoretical & Experimental Probability · 2

A spinner was spun 50 times. The bar graph shows the results. What is the experimental probability of landing on green?

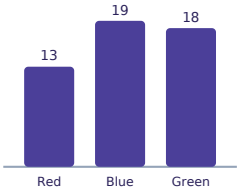

Theoretical & Experimental Probability · 3

A fair number cube (1–6) is rolled 24 times. How many times would you expect to roll a 5?

Theoretical & Experimental Probability · 4

A coin was flipped 80 times and landed on heads 50 times. What is the experimental probability of landing on heads?

Theoretical & Experimental Probability · 5

A marble is picked at random from the bag shown. What is the theoretical probability that it is red?



Theoretical & Experimental Probability · 6

A fair number cube (1–6) is rolled 66 times. How many times would you expect to roll a 5?

Theoretical & Experimental Probability · 7

A spinner was spun 20 times. The bar graph shows the results. What is the experimental probability of landing on green?

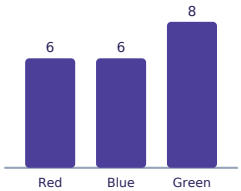

Theoretical & Experimental Probability · 8

A marble is picked at random from the bag shown. What is the theoretical probability that it is blue?



Theoretical & Experimental Probability · 2

ANSWER

$\frac{9}{25}$

Theoretical & Experimental Probability · 1

ANSWER

$\frac{1}{7}$

Theoretical & Experimental Probability · 4

ANSWER

$\frac{5}{8}$

Theoretical & Experimental Probability · 3

ANSWER

4

Theoretical & Experimental Probability · 6

ANSWER

11

Theoretical & Experimental Probability · 5

ANSWER

$\frac{1}{2}$

Theoretical & Experimental Probability · 8

ANSWER

$\frac{3}{5}$

Theoretical & Experimental Probability · 7

ANSWER

$\frac{2}{5}$

Theoretical & Experimental Probability · 9

A spinner was spun 60 times. The bar graph shows the results. What is the experimental probability of landing on red?

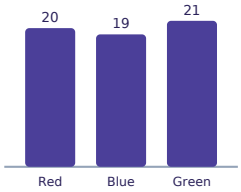

Theoretical & Experimental Probability · 10

A fair number cube (1–6) is rolled 54 times. How many times would you expect to roll an odd number?

Theoretical & Experimental Probability · 11

A coin was flipped 40 times and landed on heads 27 times. What is the experimental probability of landing on heads?

Theoretical & Experimental Probability · 12

A marble is picked at random from the bag shown. What is the theoretical probability that it is blue?



Theoretical & Experimental Probability · 13

A fair number cube (1–6) is rolled 18 times. How many times would you expect to roll a multiple of 3?

Theoretical & Experimental Probability · 14

A spinner was spun 40 times. The bar graph shows the results. What is the experimental probability of landing on red?

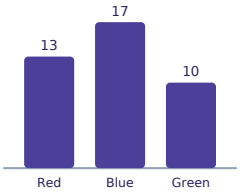

Theoretical & Experimental Probability · 15

A marble is picked at random from the bag shown. What is the theoretical probability that it is blue?



Theoretical & Experimental Probability · 16

A spinner was spun 50 times. The bar graph shows the results. What is the experimental probability of landing on green?

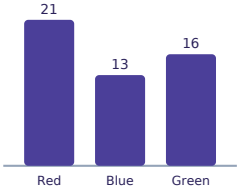

Theoretical & Experimental Probability · 10

ANSWER

27

Theoretical & Experimental Probability · 9

ANSWER

$\frac{1}{3}$

Theoretical & Experimental Probability · 12

ANSWER

$\frac{3}{4}$

Theoretical & Experimental Probability · 11

ANSWER

$\frac{27}{40}$

Theoretical & Experimental Probability · 14

ANSWER

$\frac{13}{40}$

Theoretical & Experimental Probability · 13

ANSWER

6

Theoretical & Experimental Probability · 16

ANSWER

$\frac{8}{25}$

Theoretical & Experimental Probability · 15

ANSWER

$\frac{1}{2}$

Theoretical & Experimental Probability · 17

A fair number cube (1–6) is rolled 66 times. How many times would you expect to roll a number greater than 4?

Theoretical & Experimental Probability · 18

A coin was flipped 60 times and landed on heads 38 times. What is the experimental probability of landing on heads?

Theoretical & Experimental Probability · 19

A marble is picked at random from the bag shown. What is the theoretical probability that it is blue?



Theoretical & Experimental Probability · 20

A fair number cube (1–6) is rolled 30 times. How many times would you expect to roll a multiple of 3?

Theoretical & Experimental Probability · 21

A spinner was spun 30 times. The bar graph shows the results. What is the experimental probability of landing on red?

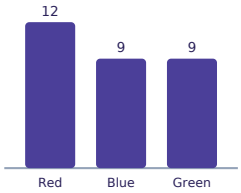

Theoretical & Experimental Probability · 22

A marble is picked at random from the bag shown. What is the theoretical probability that it is red?



Theoretical & Experimental Probability · 23

A spinner was spun 50 times. The bar graph shows the results. What is the experimental probability of landing on green?

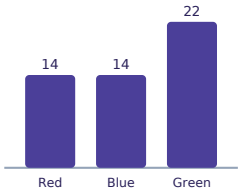

Theoretical & Experimental Probability · 24

A fair number cube (1–6) is rolled 36 times. How many times would you expect to roll a 5?

Theoretical & Experimental Probability · 18

ANSWER

$\frac{19}{30}$

Theoretical & Experimental Probability · 17

ANSWER

22

Theoretical & Experimental Probability · 20

ANSWER

10

Theoretical & Experimental Probability · 19

ANSWER

$\frac{5}{6}$

Theoretical & Experimental Probability · 22

ANSWER

$\frac{1}{5}$

Theoretical & Experimental Probability · 21

ANSWER

$\frac{2}{5}$

Theoretical & Experimental Probability · 24

ANSWER

6

Theoretical & Experimental Probability · 23

ANSWER

$\frac{11}{25}$