Task card 1 Comparing Data Sets: Mean & MAD

Find the mean of the data: 14, 8, 8, 10, 10.

Task card 2 Comparing Data Sets: Mean & MAD

The mean of the data is 14. Find the mean absolute deviation (MAD): 13, 12, 14, 14, 17.

Task card 3 Comparing Data Sets: Mean & MAD

The dot plots show hours of sleep for students in two classes. Which data set, A or B, has the greater mean?

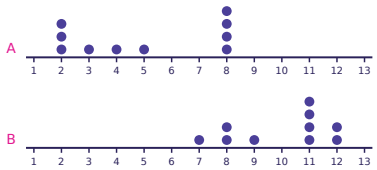

Task card 4 Comparing Data Sets: Mean & MAD

Find the mean of the data: 8, 8, 7, 7, 5.

Task card 5 Comparing Data Sets: Mean & MAD

The dot plots show two data sets with the same mean. Which data set, A or B, has the greater mean absolute deviation (more variability)?

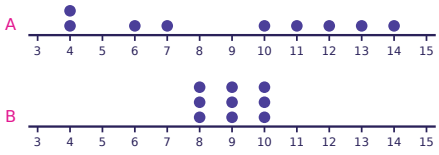

Task card 6 Comparing Data Sets: Mean & MAD

The mean of the data is 13. Find the mean absolute deviation (MAD): 11, 16, 11, 14, 13.

Task card 7 Comparing Data Sets: Mean & MAD

Set A: 8, 6, 10, 8. Set B: 13, 18, 14, 11. What is the difference between the means of the two sets (larger mean minus smaller mean)?

Task card 8 Comparing Data Sets: Mean & MAD

The dot plots show two data sets with the same mean. Which data set, A or B, has the greater mean absolute deviation (more variability)?

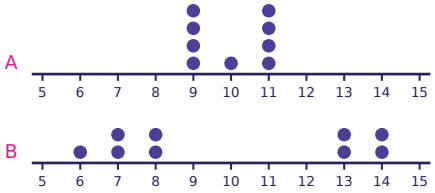

Task card 9 Comparing Data Sets: Mean & MAD

Find the mean of the data: 2, 9, 11, 9, 4, 1.

Task card 10 Comparing Data Sets: Mean & MAD

The mean of the data is 14. Find the mean absolute deviation (MAD): 11, 12, 17, 16.

Task card 11 Comparing Data Sets: Mean & MAD

The dot plots show points scored by two basketball players in several games. Which data set, A or B, has the greater mean?

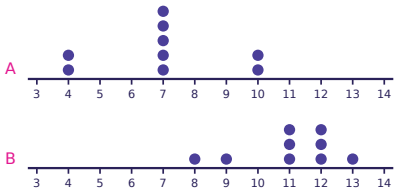

Task card 12 Comparing Data Sets: Mean & MAD

Find the mean of the data: 3, 2, 7, 3, 10, 11.

Task card 13 Comparing Data Sets: Mean & MAD

The dot plots show two data sets with the same mean. Which data set, A or B, has the greater mean absolute deviation (more variability)?

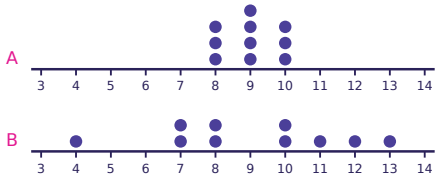

Task card 14 Comparing Data Sets: Mean & MAD

The mean of the data is 16. Find the mean absolute deviation (MAD): 19, 13, 17, 18, 13.

Task card 15 Comparing Data Sets: Mean & MAD

Set A: 18, 23, 16, 21, 17. Set B: 25, 23, 24, 26, 22. What is the difference between the means of the two sets (larger mean minus smaller mean)?

Task card 16 Comparing Data Sets: Mean & MAD

The dot plots show two data sets with the same mean. Which data set, A or B, has the greater mean absolute deviation (more variability)?

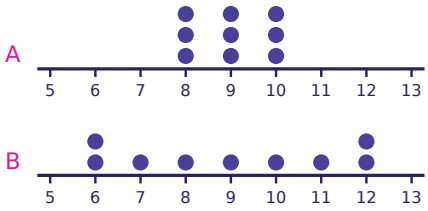

Task card 17 Comparing Data Sets: Mean & MAD

Find the mean of the data: 10, 12, 11, 6, 6.

Task card 18 Comparing Data Sets: Mean & MAD

The mean of the data is 10. Find the mean absolute deviation (MAD): 5, 9, 11, 15.

Task card 19 Comparing Data Sets: Mean & MAD

The dot plots show points scored by two basketball players in several games. Which data set, A or B, has the greater mean?

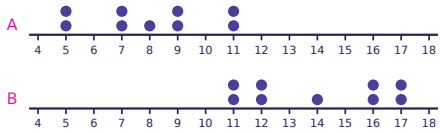

Task card 20 Comparing Data Sets: Mean & MAD

The dot plots show two data sets with the same mean. Which data set, A or B, has the greater mean absolute deviation (more variability)?

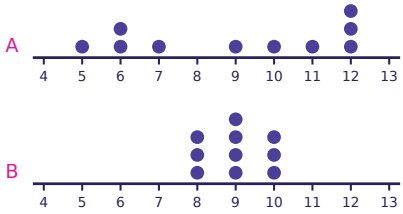

Task card 21 Comparing Data Sets: Mean & MAD

The mean of the data is 15. Find the mean absolute deviation (MAD): 18, 16, 10, 16.

Task card 22 Comparing Data Sets: Mean & MAD

Set A: 7, 8, 6, 12, 7. Set B: 12, 19, 15, 20, 14. What is the difference between the means of the two sets (larger mean minus smaller mean)?

Task card 23 Comparing Data Sets: Mean & MAD

A study compares the lengths of two kinds of fish. Group A has a mean of 26 centimeters and group B has a mean of 38 centimeters. Both groups have a MAD of 3 centimeters. The difference between the means is how many times the MAD?

Task card 24 Comparing Data Sets: Mean & MAD

Find the mean of the data: 8, 4, 3, 3, 8, 4.

Comparing Data Sets: Mean & MAD Task Cards

Recording sheet · Grade 7 · Answer each question. Round the MAD to the nearest tenth when needed. For comparison questions, answer A or B.

Name: _____ Date: _____

Scan to check your answers

1	2	3	4
5	6	7	8
9	10	11	12
13	14	15	16
17	18	19	20
21	22	23	24

Comparing Data Sets: Mean & MAD Task Cards: Answer Key

Grade 7 · Easy

The answers online

1. 10	**2.** 1.2	**3.** B
4. 7	**5.** A	**6.** 1.6
7. 6	**8.** B	**9.** 6
10. 2.5	**11.** B	**12.** 6
13. B	**14.** 2.4	**15.** 5
16. B	**17.** 9	**18.** 3
19. B	**20.** A	**21.** 2.5
22. 8	**23.** 4	**24.** 5