Comparing Data Sets: Mean & MAD · 1

Find the mean of the data: 13, 15, 9, 3, 15.

Comparing Data Sets: Mean & MAD · 2

The mean of the data is 8. Find the mean absolute deviation (MAD): 14, 10, 4, 6, 2, 5, 15.

Comparing Data Sets: Mean & MAD · 3

The dot plots show books read by students in two clubs. Which data set, A or B, has the greater mean?

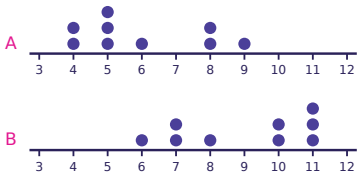

Comparing Data Sets: Mean & MAD · 4

The dot plots show two data sets with the same mean. Which data set, A or B, has the greater mean absolute deviation (more variability)?

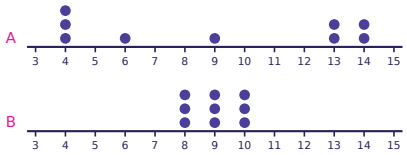

Comparing Data Sets: Mean & MAD · 5

The mean of the data is 25. Find the mean absolute deviation (MAD): 17, 23, 25, 30, 25, 29, 24, 27.

Comparing Data Sets: Mean & MAD · 6

Set A: 28, 22, 22, 24, 24. Set B: 22, 17, 18, 23, 15. What is the difference between the means of the two sets (larger mean minus smaller mean)?

Comparing Data Sets: Mean & MAD · 7

A study compares the test scores of two classes. Group A has a mean of 57 points and group B has a mean of 66 points. Both groups have a MAD of 3 points. The difference between the means is how many times the MAD?

Comparing Data Sets: Mean & MAD · 8

A study compares the lengths of two kinds of fish. Group A has a mean of 47 centimeters and group B has a mean of 55 centimeters. Both groups have a MAD of 2 centimeters. The difference between the means is how many times the MAD?

Comparing Data Sets: Mean & MAD · 2

ANSWER

4.3

Comparing Data Sets: Mean & MAD · 1

ANSWER

11

Comparing Data Sets: Mean & MAD · 4

ANSWER

A

Comparing Data Sets: Mean & MAD · 3

ANSWER

B

Comparing Data Sets: Mean & MAD · 6

ANSWER

5

Comparing Data Sets: Mean & MAD · 5

ANSWER

2.8

Comparing Data Sets: Mean & MAD · 8

ANSWER

4

Comparing Data Sets: Mean & MAD · 7

ANSWER

3

Comparing Data Sets: Mean & MAD · 9

Find the mean of the data: 40, 47, 46, 34, 45, 51, 34, 47.

Comparing Data Sets: Mean & MAD · 10

The mean of the data is 31. Find the mean absolute deviation (MAD): 37, 32, 29, 25, 29, 25, 40.

Comparing Data Sets: Mean & MAD · 11

The dot plots show points scored by two basketball players in several games. Which data set, A or B, has the greater mean?

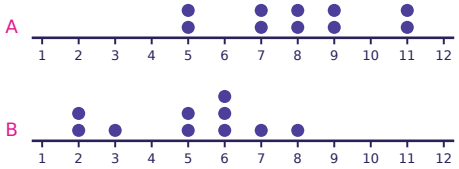

Comparing Data Sets: Mean & MAD · 12

The mean of the data is 22. Find the mean absolute deviation (MAD): 27, 22, 27, 19, 20, 24, 15.

Comparing Data Sets: Mean & MAD · 13

Set A: 8, 10, 12, 6, 14. Set B: 7, 5, 7, 4, 2. What is the difference between the means of the two sets (larger mean minus smaller mean)?

Comparing Data Sets: Mean & MAD · 14

A study compares the test scores of two classes. Group A has a mean of 38 points and group B has a mean of 46 points. Both groups have a MAD of 4 points. The difference between the means is how many times the MAD?

Comparing Data Sets: Mean & MAD · 15

A study compares the heights of players on two basketball teams. Group A has a mean of 50 inches and group B has a mean of 60 inches. Both groups have a MAD of 5 inches. The difference between the means is how many times the MAD?

Comparing Data Sets: Mean & MAD · 16

Find the mean of the data: 24, 25, 33, 27, 20, 26, 19, 18.

Comparing Data Sets: Mean & MAD · 10

ANSWER

4.6

Comparing Data Sets: Mean & MAD · 9

ANSWER

43

Comparing Data Sets: Mean & MAD · 12

ANSWER

3.4

Comparing Data Sets: Mean & MAD · 11

ANSWER

A

Comparing Data Sets: Mean & MAD · 14

ANSWER

2

Comparing Data Sets: Mean & MAD · 13

ANSWER

5

Comparing Data Sets: Mean & MAD · 16

ANSWER

24

Comparing Data Sets: Mean & MAD · 15

ANSWER

2

Comparing Data Sets: Mean & MAD · 17

The mean of the data is 23. Find the mean absolute deviation (MAD): 32, 15, 14, 22, 26, 29, 23.

Comparing Data Sets: Mean & MAD · 18

The dot plots show hours of sleep for students in two classes. Which data set, A or B, has the greater mean?

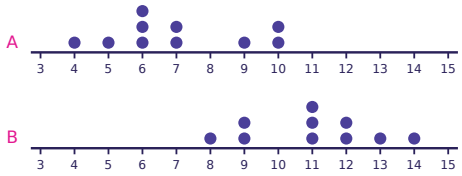

Comparing Data Sets: Mean & MAD · 19

The dot plots show two data sets with the same mean. Which data set, A or B, has the greater mean absolute deviation (more variability)?

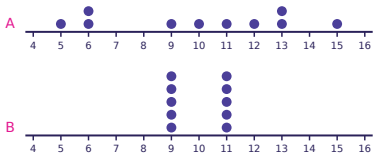

Comparing Data Sets: Mean & MAD · 20

The mean of the data is 13. Find the mean absolute deviation (MAD): 15, 15, 22, 17, 6, 9, 7.

Comparing Data Sets: Mean & MAD · 21

Set A: 21, 16, 16, 19, 24, 24. Set B: 15, 17, 11, 9, 14, 12. What is the difference between the means of the two sets (larger mean minus smaller mean)?

Comparing Data Sets: Mean & MAD · 22

A study compares the heights of players on two basketball teams. Group A has a mean of 29 inches and group B has a mean of 37 inches. Both groups have a MAD of 4 inches. The difference between the means is how many times the MAD?

Comparing Data Sets: Mean & MAD · 23

A study compares the heights of players on two basketball teams. Group A has a mean of 54 inches and group B has a mean of 62 inches. Both groups have a MAD of 2 inches. The difference between the means is how many times the MAD?

Comparing Data Sets: Mean & MAD · 24

Find the mean of the data: 38, 37, 47, 44, 39.

Comparing Data Sets: Mean & MAD · 18

ANSWER

B

Comparing Data Sets: Mean & MAD · 17

ANSWER

5.1

Comparing Data Sets: Mean & MAD · 20

ANSWER

4.9

Comparing Data Sets: Mean & MAD · 19

ANSWER

A

Comparing Data Sets: Mean & MAD · 22

ANSWER

2

Comparing Data Sets: Mean & MAD · 21

ANSWER

7

Comparing Data Sets: Mean & MAD · 24

ANSWER

41

Comparing Data Sets: Mean & MAD · 23

ANSWER

4