Range & Mean Absolute Deviation · 1

Minutes spent on homework each day: 16, 10, 2, 8. Find the mean absolute deviation.

Range & Mean Absolute Deviation · 2

The dot plot shows a data set. Find its mean absolute deviation.



Range & Mean Absolute Deviation · 3

Minutes spent on homework each day: 6, 7, 6, 14, 7, 13, 15, 4. Find the range.

Range & Mean Absolute Deviation · 4

Heights of plants, in centimeters: 27, 31, 31, 30, 21. Find the mean absolute deviation.

Range & Mean Absolute Deviation · 5

Data set A: 14, 16, 12, 21, 13, 20, 24, 16. Data set B: 13, 12, 10, 6, 9. Which data set has the smaller mean absolute deviation? Write A or B.

Range & Mean Absolute Deviation · 6

Points scored in each game: 18, 8, 17, 5. Find the mean.

Range & Mean Absolute Deviation · 7

The dot plot shows a data set. Find its mean absolute deviation.



Range & Mean Absolute Deviation · 8

Books read by each student: 21, 25, 17, 29. Find the mean absolute deviation.

Range & Mean Absolute Deviation · 2

ANSWER

2.4

Range & Mean Absolute Deviation · 1

ANSWER

4

Range & Mean Absolute Deviation · 4

ANSWER

3.2

Range & Mean Absolute Deviation · 3

ANSWER

11

Range & Mean Absolute Deviation · 6

ANSWER

12

Range & Mean Absolute Deviation · 5

ANSWER

B

Range & Mean Absolute Deviation · 8

ANSWER

4

Range & Mean Absolute Deviation · 7

ANSWER

2

Range & Mean Absolute Deviation · 9

Minutes spent on homework each day: 21, 19, 19, 27, 15, 22, 20, 25. Find the mean absolute deviation.

Range & Mean Absolute Deviation · 10

The dot plot shows a data set. Find its mean absolute deviation.



Range & Mean Absolute Deviation · 11

Books read by each student: 3, 12, 16, 10, 8, 14, 4, 5. Find the range.

Range & Mean Absolute Deviation · 12

Points scored in each game: 32, 27, 36, 24, 34, 31, 32, 40. Find the mean absolute deviation.

Range & Mean Absolute Deviation · 13

Data set A: 17, 5, 4, 5, 12, 15, 4, 18. Data set B: 14, 6, 14, 4, 17. Which data set has the smaller mean absolute deviation? Write A or B.

Range & Mean Absolute Deviation · 14

Hours of sleep each night: 36, 36, 35, 25. Find the mean.

Range & Mean Absolute Deviation · 15

The dot plot shows a data set. Find its mean absolute deviation.

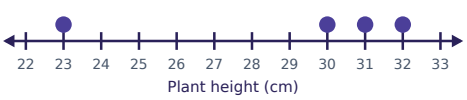

Range & Mean Absolute Deviation · 16

Minutes spent on homework each day: 28, 14, 20, 29, 14, 27, 29, 15. Find the mean absolute deviation.

Range & Mean Absolute Deviation · 10

ANSWER

4

Range & Mean Absolute Deviation · 9

ANSWER

2.75

Range & Mean Absolute Deviation · 12

ANSWER

3.5

Range & Mean Absolute Deviation · 11

ANSWER

13

Range & Mean Absolute Deviation · 14

ANSWER

33

Range & Mean Absolute Deviation · 13

ANSWER

B

Range & Mean Absolute Deviation · 16

ANSWER

6.25

Range & Mean Absolute Deviation · 15

ANSWER

3

Range & Mean Absolute Deviation · 17

Hours of sleep each night: 35, 30, 30, 31, 28, 36, 38, 28, 22, 22. Find the mean absolute deviation.

Range & Mean Absolute Deviation · 18

Data set A: 24, 19, 7, 20, 13, 13. Data set B: 30, 31, 23, 30, 26. Which data set has the smaller mean absolute deviation? Write A or B.

Range & Mean Absolute Deviation · 19

The dot plot shows a data set. Find its mean absolute deviation.



Range & Mean Absolute Deviation · 20

Hours of sleep each night: 14, 3, 11, 20, 12. Find the mean absolute deviation.

Range & Mean Absolute Deviation · 21

Hours of sleep each night: 24, 15, 22, 8, 6. Find the range.

Range & Mean Absolute Deviation · 22

Data set A: 12, 20, 12, 22, 19, 17, 10, 9, 17, 12. Data set B: 17, 35, 31, 19, 21, 27, 33, 34, 20, 23. Which data set has the smaller mean absolute deviation? Write A or B.

Range & Mean Absolute Deviation · 23

Hours of sleep each night: 36, 28, 21, 35, 19, 23. Find the mean absolute deviation.

Range & Mean Absolute Deviation · 24

The dot plot shows a data set. Find its mean absolute deviation.

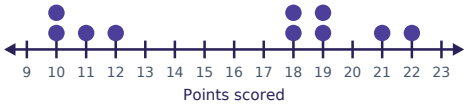

Range & Mean Absolute Deviation · 18

ANSWER

B

Range & Mean Absolute Deviation · 17

ANSWER

4

Range & Mean Absolute Deviation · 20

ANSWER

4

Range & Mean Absolute Deviation · 19

ANSWER

2.4

Range & Mean Absolute Deviation · 22

ANSWER

A

Range & Mean Absolute Deviation · 21

ANSWER

18

Range & Mean Absolute Deviation · 24

ANSWER

4.2

Range & Mean Absolute Deviation · 23

ANSWER

6