Task card 1 Box Plots & Interquartile Range

What is the median?

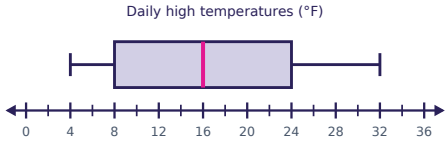

Task card 2 Box Plots & Interquartile Range

What is the first quartile (Q1)?

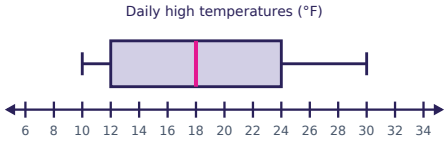

Task card 3 Box Plots & Interquartile Range

Data: 27, 40, 22, 29, 12, 20, 16, 22. What is the interquartile range (IQR)?

Task card 4 Box Plots & Interquartile Range

What is the interquartile range (IQR)?

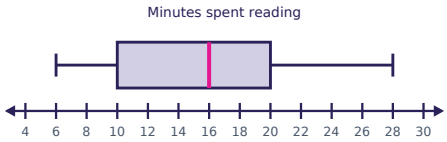

Task card 5 Box Plots & Interquartile Range

Data: 40, 18, 38, 36, 26, 31, 15, 3, 13. What is the third quartile (Q3)?

Task card 6 Box Plots & Interquartile Range

What is the interquartile range (IQR)?

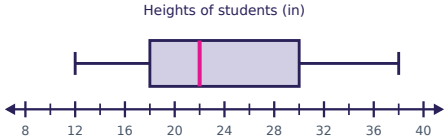

Task card 7 Box Plots & Interquartile Range

Data: 15, 40, 21, 7, 9, 33, 15, 39, 5, 21, 18. What is the interquartile range (IQR)?

Task card 8 Box Plots & Interquartile Range

What is the greatest value?

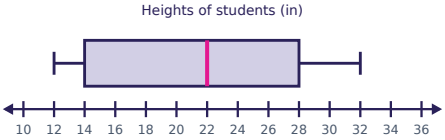

Task card 9 Box Plots & Interquartile Range

What is the median?

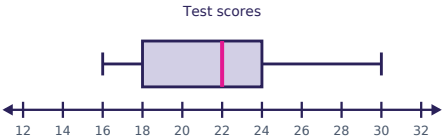

Task card 10 Box Plots & Interquartile Range

What is the first quartile (Q1)?

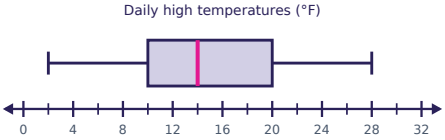

Task card 11 Box Plots & Interquartile Range

Data: 30, 9, 12, 13, 45, 41, 45, 7, 26, 21. What is the interquartile range (IQR)?

Task card 12 Box Plots & Interquartile Range

What is the interquartile range (IQR)?

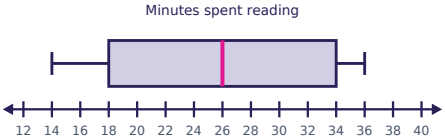

Task card 13 Box Plots & Interquartile Range

Data: 1, 7, 42, 41, 18, 5, 45. What is the interquartile range (IQR)?

Task card 14 Box Plots & Interquartile Range

What is the interquartile range (IQR)?

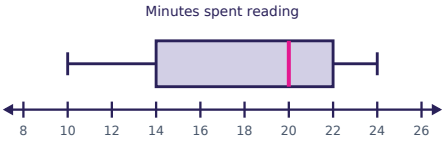

Task card 15 Box Plots & Interquartile Range

Data: 10, 14, 13, 40, 45, 43, 32. What is the interquartile range (IQR)?

Task card 16 Box Plots & Interquartile Range

What is the greatest value?

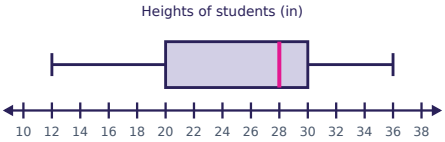

Task card 17 Box Plots & Interquartile Range

What is the median?

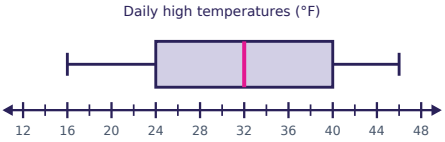

Task card 18 Box Plots & Interquartile Range

What is the first quartile (Q1)?

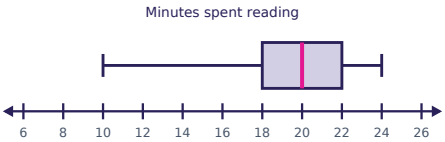

Task card 19 Box Plots & Interquartile Range

Data: 41, 20, 49, 16, 14, 4, 21, 11. What is the interquartile range (IQR)?

Task card 20 Box Plots & Interquartile Range

What is the interquartile range (IQR)?

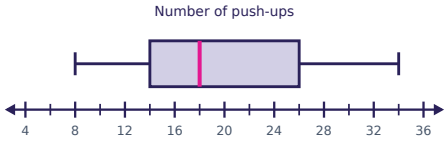

Task card 21 Box Plots & Interquartile Range

Data: 40, 41, 41, 20, 17, 34, 2, 38, 27, 35. What is the first quartile (Q1)?

Task card 22 Box Plots & Interquartile Range

What is the interquartile range (IQR)?

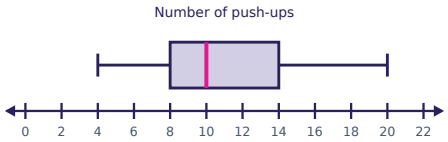

Task card 23 Box Plots & Interquartile Range

Data: 49, 27, 48, 31, 5, 38, 34, 41. What is the interquartile range (IQR)?

Task card 24 Box Plots & Interquartile Range

What is the greatest value?

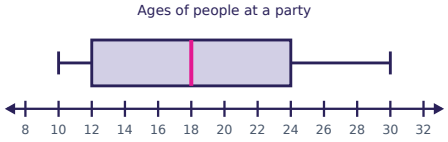

Box Plots & Interquartile Range Task Cards

Recording sheet · Grade 6 · Use the box plot or the data to answer each question.

Name: _____ Date: _____

Scan to check your answers

1	2	3	4
5	6	7	8
9	10	11	12
13	14	15	16
17	18	19	20
21	22	23	24

Box Plots & Interquartile Range Task Cards: Answer Key

Grade 6 · Medium

The answers online

1. 16	**2.** 12	**3.** 10
4. 10	**5.** 37	**6.** 12
7. 24	**8.** 32	**9.** 22
10. 10	**11.** 29	**12.** 16
13. 37	**14.** 8	**15.** 30
16. 36	**17.** 32	**18.** 18
19. 18.5	**20.** 12	**21.** 20
22. 6	**23.** 15.5	**24.** 30