Task card 1 Box Plots & Interquartile Range

What is the median?

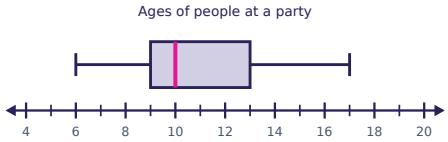

Task card 2 Box Plots & Interquartile Range

What is the least value?

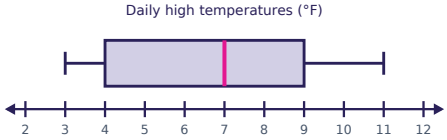

Task card 3 Box Plots & Interquartile Range

Data: 7, 3, 12, 17, 25, 3, 12. What is the median?

Task card 4 Box Plots & Interquartile Range

What is the first quartile (Q1)?

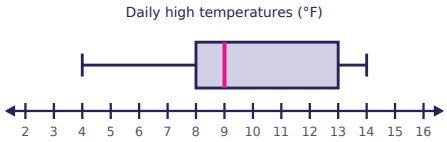

Task card 5 Box Plots & Interquartile Range

Data: 6, 16, 25, 7, 2, 6, 6, 17, 14, 14, 1. What is the first quartile (Q1)?

Task card 6 Box Plots & Interquartile Range

What is the range?

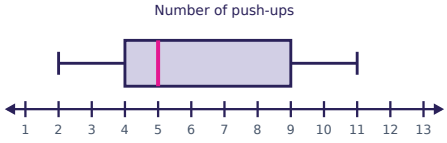

Task card 7 Box Plots & Interquartile Range

What is the median?

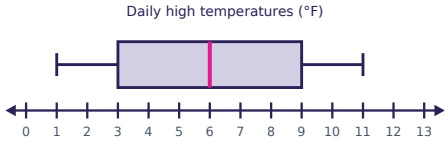

Task card 8 Box Plots & Interquartile Range

What is the least value?

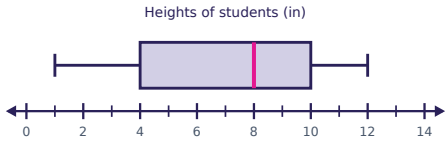

Task card 9 Box Plots & Interquartile Range

What is the median?

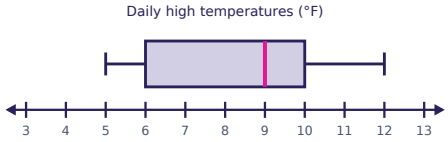

Task card 10 Box Plots & Interquartile Range

What is the least value?

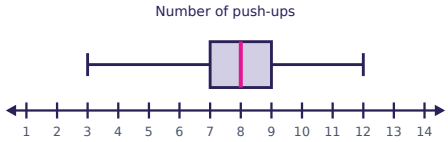

Task card 11 Box Plots & Interquartile Range

Data: 12, 1, 16, 23, 2, 18, 15, 27, 26. What is the median?

Task card 12 Box Plots & Interquartile Range

What is the first quartile (Q1)?

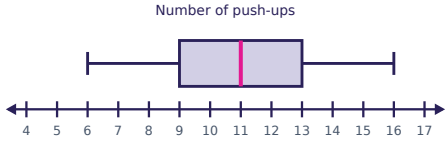

Task card 13 Box Plots & Interquartile Range

Data: 14, 10, 21, 26, 12, 24, 8, 18, 10.

What is the median?

Task card 14 Box Plots & Interquartile Range

What is the range?

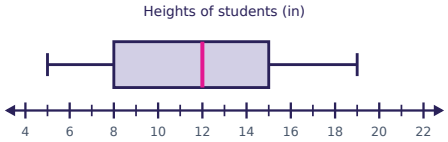

Task card 15 Box Plots & Interquartile Range

What is the median?



Task card 16 Box Plots & Interquartile Range

What is the least value?

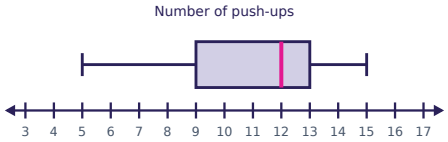

Task card 17 Box Plots & Interquartile Range

What is the median?

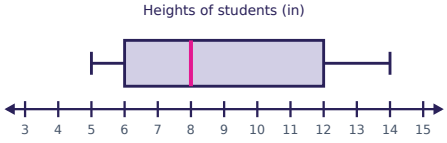

Task card 18 Box Plots & Interquartile Range

What is the first quartile (Q1)?

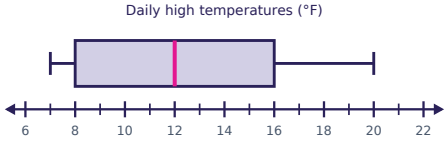

Task card 19 Box Plots & Interquartile Range

Data: 7, 7, 24, 28, 27, 33, 1, 7, 14. What is the interquartile range (IQR)?

Task card 20 Box Plots & Interquartile Range

What is the interquartile range (IQR)?

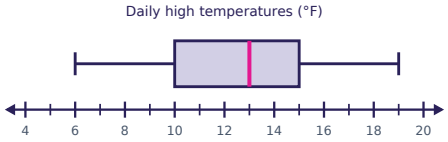

Task card 21 Box Plots & Interquartile Range

Data: 4, 8, 23, 29, 4, 29, 1. What is the interquartile range (IQR)?

Task card 22 Box Plots & Interquartile Range

What is the interquartile range (IQR)?

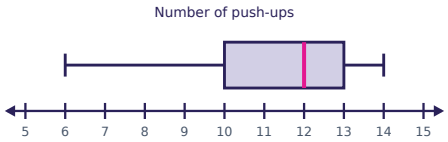

Task card 23 Box Plots & Interquartile Range

Data: 30, 13, 23, 30, 5, 10, 24. What is the third quartile (Q3)?

Task card 24 Box Plots & Interquartile Range

What is the greatest value?

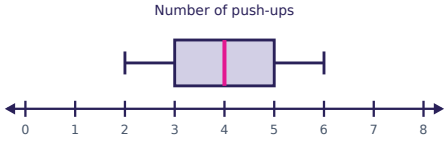

Box Plots & Interquartile Range Task Cards

Recording sheet · Grade 6 · Use the box plot or the data to answer each question.

Name: _____ Date: _____

Scan to check your answers

1	2	3	4
5	6	7	8
9	10	11	12
13	14	15	16
17	18	19	20
21	22	23	24

Box Plots & Interquartile Range Task Cards: Answer Key

Grade 6 · Easy

The answers online

1. 10	**2.** 3	**3.** 12
4. 8	**5.** 6	**6.** 9
7. 6	**8.** 1	**9.** 9
10. 3	**11.** 16	**12.** 9
13. 14	**14.** 14	**15.** 13
16. 5	**17.** 8	**18.** 8
19. 20.5	**20.** 5	**21.** 25
22. 3	**23.** 30	**24.** 6