Task card 1 — Line Plots with Fractions

How many ribbon pieces were measured in all?

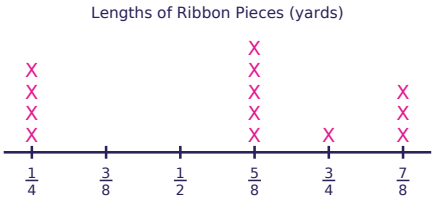

Task card 2 — Line Plots with Fractions

How many apples measured more than 1 pound?

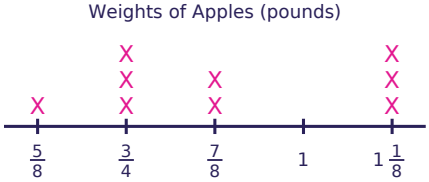

Task card 3 — Line Plots with Fractions

What is the difference between the greatest and the least measurement, in inches?

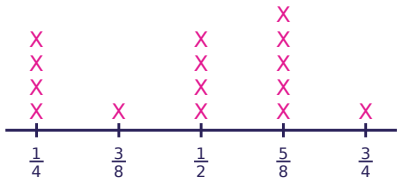

Task card 4 — Line Plots with Fractions

What is the total of all the measurements marked at $\frac{5}{8}$ inch?

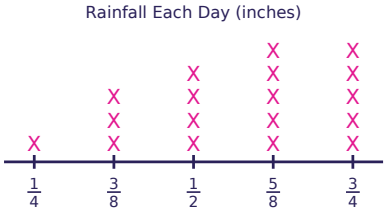

Task card 5 — Line Plots with Fractions

What is the total of all the measurements, in inches?

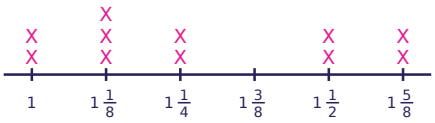

Task card 6 — Line Plots with Fractions

If the total amount were shared out equally among all the beakers, how many liters would each get?

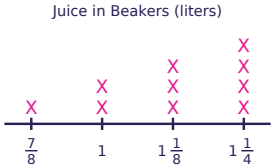

Task card 7 — Line Plots with Fractions

What is the difference between the greatest and the least measurement, in inches?

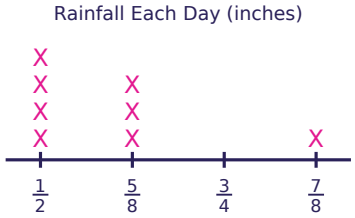

Task card 8 — Line Plots with Fractions

What is the total of all the measurements marked at $\frac{3}{8}$ inch?

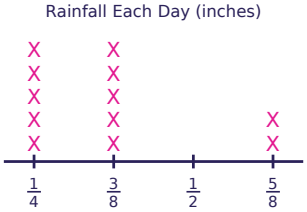

Task card 9 — Line Plots with Fractions

How many days were measured in all?

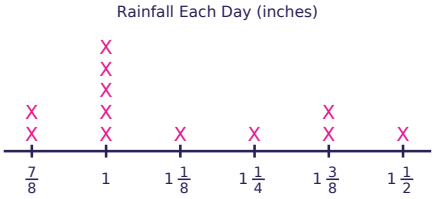

Task card 10 — Line Plots with Fractions

How many apples measured $\frac{5}{8}$ pound more than?

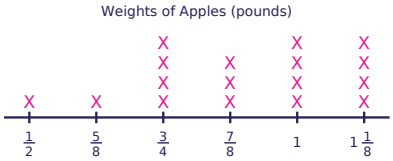

Task card 11 — Line Plots with Fractions

What is the difference between the greatest and the least measurement, in inches?

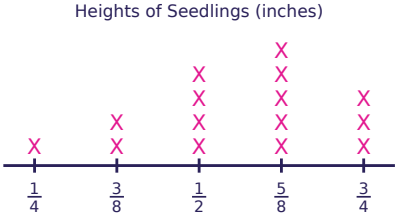

Task card 12 — Line Plots with Fractions

What is the total of all the measurements marked at $\frac{5}{8}$ inch?

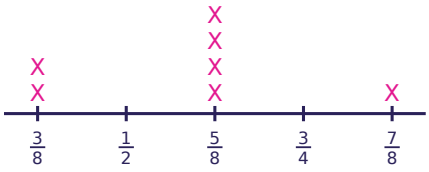

Task card 13 Line Plots with Fractions

What is the total of all the measurements, in inches?

Lengths of Leaves (inches)

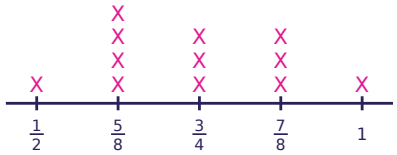

Task card 14 Line Plots with Fractions

If the total amount were shared out equally among all the beakers, how many liters would each get?

Juice in Beakers (liters)

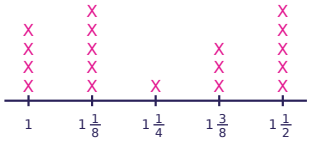

Task card 15 Line Plots with Fractions

What is the difference between the greatest and the least measurement, in yards?

Lengths of Ribbon Pieces (yards)

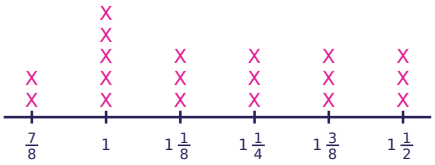

Task card 16 Line Plots with Fractions

What is the total of all the measurements marked at $\frac{1}{4}$ liter?

Juice in Beakers (liters)

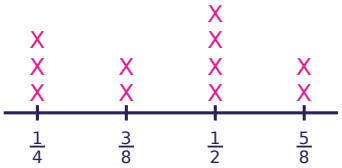

Task card 17 Line Plots with Fractions

How many seedlings were measured in all?

Heights of Seedlings (inches)

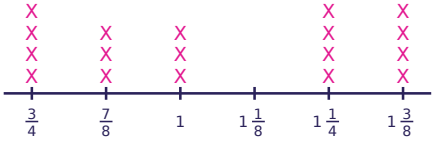

Task card 18 Line Plots with Fractions

How many beakers measured more than $\frac{1}{2}$ liter?

Juice in Beakers (liters)

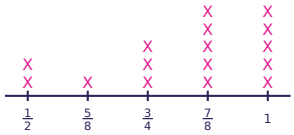

Task card 19 — Line Plots with Fractions

What is the difference between the greatest and the least measurement, in inches?

Heights of Seedlings (inches)

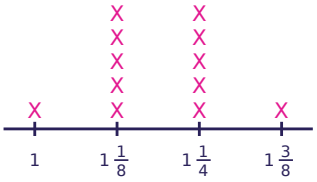

Task card 20 — Line Plots with Fractions

What is the total of all the measurements marked at 1 liter?

Juice in Beakers (liters)

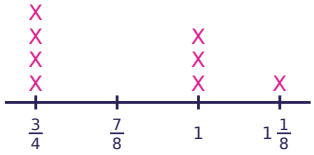

Task card 21 — Line Plots with Fractions

What is the total of all the measurements, in inches?

Rainfall Each Day (inches)

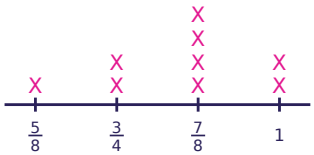

Task card 22 — Line Plots with Fractions

If the total amount were shared out equally among all the ribbon pieces, how many yards would each get?

Lengths of Ribbon Pieces (yards)

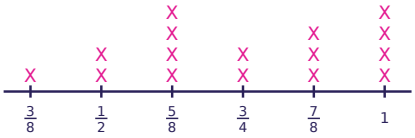

Task card 23 — Line Plots with Fractions

What is the difference between the greatest and the least measurement, in liters?

Juice in Beakers (liters)

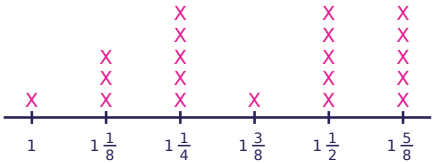

Task card 24 — Line Plots with Fractions

What is the total of all the measurements marked at $1\frac{1}{4}$ pounds?

Weights of Apples (pounds)

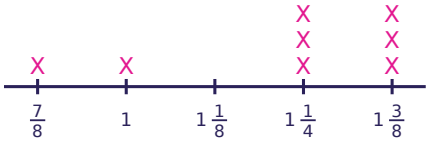

Line Plots with Fractions Task Cards

Recording sheet · Grade 5 · Use the line plot to answer each question. Write fractions in simplest form.

Name: _____ Date: _____

Scan to check your answers

1	2	3	4
5	6	7	8
9	10	11	12
13	14	15	16
17	18	19	20
21	22	23	24

Line Plots with Fractions Task Cards: Answer Key

Grade 5 · Hard

The answers online

1. 13	**2.** 3	**3.** $\frac{1}{2}$
4. $3\frac{1}{8}$	**5.** $14\frac{1}{8}$	**6.** $1\frac{1}{8}$
7. $\frac{3}{8}$	**8.** $1\frac{7}{8}$	**9.** 12
10. 15	**11.** $\frac{1}{2}$	**12.** $2\frac{1}{2}$
13. $8\frac{7}{8}$	**14.** $1\frac{1}{4}$	**15.** $\frac{5}{8}$
16. $\frac{3}{4}$	**17.** 18	**18.** 14
19. $\frac{3}{8}$	**20.** 3	**21.** $7\frac{5}{8}$
22. $\frac{3}{4}$	**23.** $\frac{5}{8}$	**24.** $3\frac{3}{4}$