Task card 1 Line Plots with Fractions

How many beakers were measured in all?

Juice in Beakers (liters)

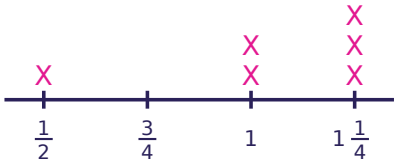

Task card 2 Line Plots with Fractions

How many leaves measured more than 1 inch?

Lengths of Leaves (inches)

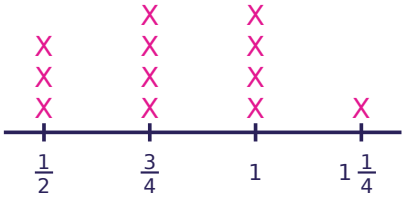

Task card 3 Line Plots with Fractions

What is the difference between the greatest and the least measurement, in liters?

Juice in Beakers (liters)

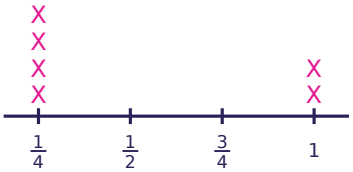

Task card 4 Line Plots with Fractions

What is the total of all the measurements marked at 1 inch?

Rainfall Each Day (inches)

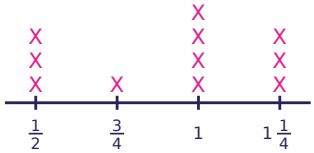

Task card 5 Line Plots with Fractions

How many seedlings were measured in all?

Heights of Seedlings (inches)

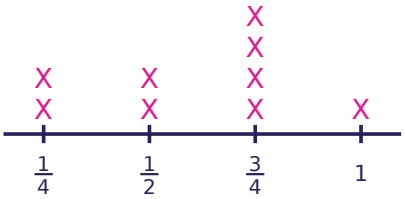

Task card 6 Line Plots with Fractions

How many days measured more than $\frac{3}{4}$ inch?

Rainfall Each Day (inches)

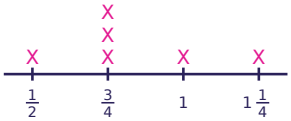

Task card 7 Line Plots with Fractions

What is the difference between the greatest and the least measurement, in pounds?

Weights of Apples (pounds)

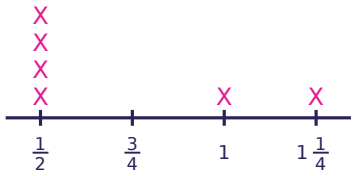

Task card 8 Line Plots with Fractions

What is the total of all the measurements marked at $\frac{1}{2}$ pound?

Weights of Apples (pounds)

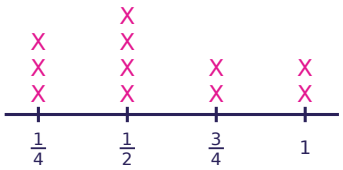

Task card 9 Line Plots with Fractions

How many beakers were measured in all?

Juice in Beakers (liters)

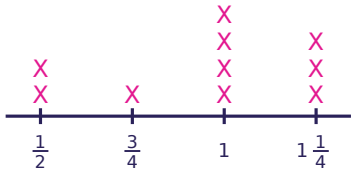

Task card 10 Line Plots with Fractions

How many days measured more than $\frac{3}{4}$ inch?

Rainfall Each Day (inches)

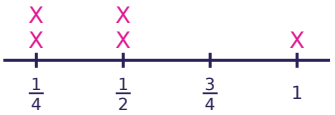

Task card 11 Line Plots with Fractions

What is the difference between the greatest and the least measurement, in inches?

Rainfall Each Day (inches)

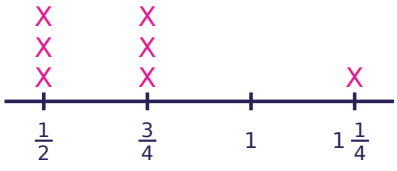

Task card 12 Line Plots with Fractions

What is the total of all the measurements marked at $\frac{3}{4}$ liter?

Juice in Beakers (liters)

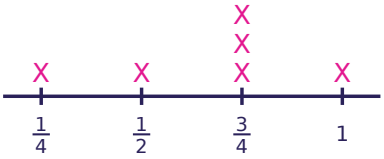

Task card 13 Line Plots with Fractions

How many ribbon pieces were measured in all?

Lengths of Ribbon Pieces (yards)

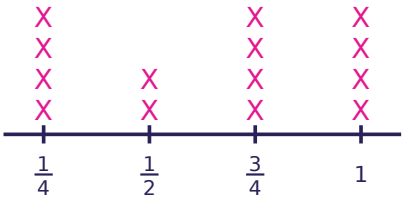

Task card 14 Line Plots with Fractions

How many apples measured more than $\frac{3}{4}$ pound?

Weights of Apples (pounds)

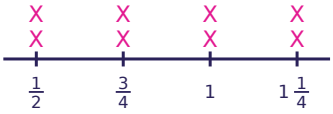

Task card 15 Line Plots with Fractions

What is the difference between the greatest and the least measurement, in inches?

Heights of Seedlings (inches)

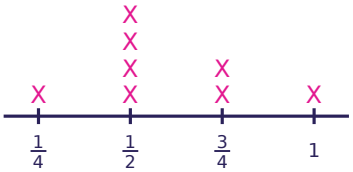

Task card 16 Line Plots with Fractions

What is the total of all the measurements marked at $1\frac{1}{4}$ inches?

Heights of Seedlings (inches)

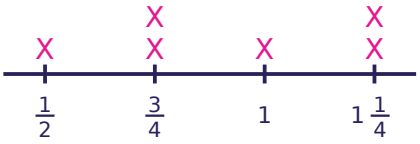

Task card 17 Line Plots with Fractions

How many days were measured in all?

Rainfall Each Day (inches)

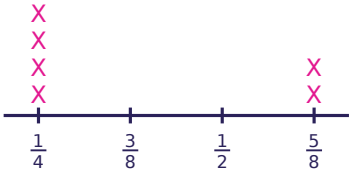

Task card 18 Line Plots with Fractions

How many days measured more than $\frac{1}{4}$ inch?

Rainfall Each Day (inches)

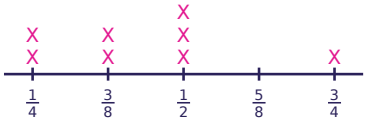

Task card 19 Line Plots with Fractions

What is the difference between the greatest and the least measurement, in yards?

Lengths of Ribbon Pieces (yards)

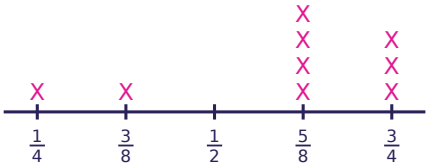

Task card 20 Line Plots with Fractions

What is the total of all the measurements marked at $\frac{3}{8}$ inch?

Lengths of Leaves (inches)

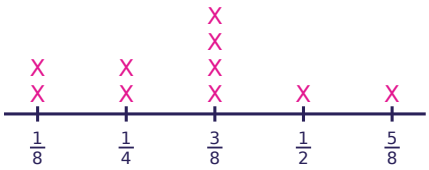

Task card 21 Line Plots with Fractions

How many leaves were measured in all?

Lengths of Leaves (inches)

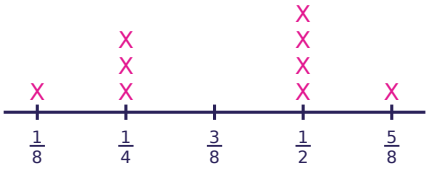

Task card 22 Line Plots with Fractions

How many days measured more than $\frac{1}{4}$ inch?

Rainfall Each Day (inches)

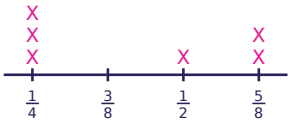

Task card 23 Line Plots with Fractions

What is the difference between the greatest and the least measurement, in inches?

Lengths of Leaves (inches)

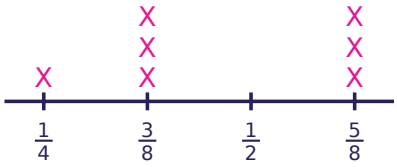

Task card 24 Line Plots with Fractions

What is the total of all the measurements marked at $\frac{3}{8}$ pound?

Weights of Apples (pounds)

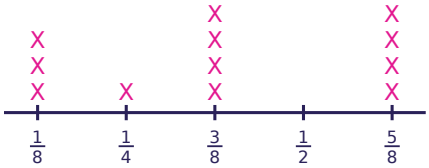

Line Plots with Fractions Task Cards

Recording sheet · Grade 5 · Use the line plot to answer each question. Write fractions in simplest form.

Scan to check your answers

Name: _____ Date: _____

1	2	3	4
5	6	7	8
9	10	11	12
13	14	15	16
17	18	19	20
21	22	23	24

Line Plots with Fractions Task Cards: Answer Key

Grade 5 · Easy

The answers online

1. 6	**2.** 1	**3.** $\frac{3}{4}$
4. 4	**5.** 9	**6.** 2
7. $\frac{3}{4}$	**8.** 2	**9.** 10
10. 1	**11.** $\frac{3}{4}$	**12.** $2\frac{1}{4}$
13. 14	**14.** 4	**15.** $\frac{3}{4}$
16. $2\frac{1}{2}$	**17.** 6	**18.** 6
19. $\frac{1}{2}$	**20.** $1\frac{1}{2}$	**21.** 9
22. 3	**23.** $\frac{3}{8}$	**24.** $1\frac{1}{2}$