Line Plots with Fractions · 1

How many seedlings were measured in all?

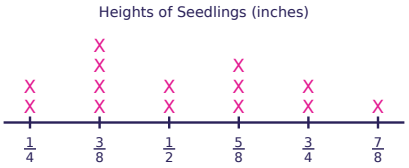

Line Plots with Fractions · 2

How many apples measured more than $\frac{1}{2}$ pound?



Line Plots with Fractions · 3

What is the difference between the greatest and the least measurement, in inches?

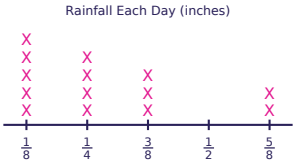

Line Plots with Fractions · 4

What is the total of all the measurements marked at $\frac{5}{8}$ pound?



Line Plots with Fractions · 5

What is the total of all the measurements, in pounds?

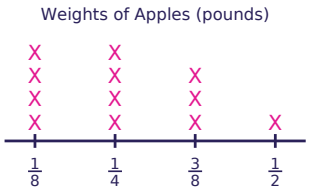

Line Plots with Fractions · 6

How many leaves measured more than $\frac{1}{4}$ inch?

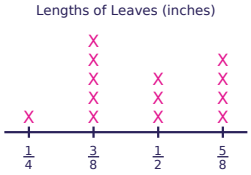

Line Plots with Fractions · 7

What is the difference between the greatest and the least measurement, in liters?



Line Plots with Fractions · 8

What is the total of all the measurements marked at $\frac{3}{8}$ inch?

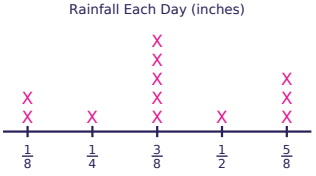

Line Plots with Fractions · 2

ANSWER

5

Line Plots with Fractions · 1

ANSWER

14

Line Plots with Fractions · 4

ANSWER

$1\frac{7}{8}$

Line Plots with Fractions · 3

ANSWER

$\frac{1}{2}$

Line Plots with Fractions · 6

ANSWER

12

Line Plots with Fractions · 5

ANSWER

$3\frac{1}{8}$

Line Plots with Fractions · 8

ANSWER

$1\frac{7}{8}$

Line Plots with Fractions · 7

ANSWER

$\frac{3}{8}$

Line Plots with Fractions · 9

How many seedlings were measured in all?



Line Plots with Fractions · 10

How many beakers measured more than $\frac{3}{4}$ liter?



Line Plots with Fractions · 11

What is the difference between the greatest and the least measurement, in inches?

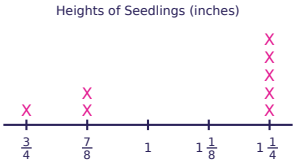

Line Plots with Fractions · 12

What is the total of all the measurements marked at $1\frac{3}{8}$ pounds?



Line Plots with Fractions · 13

What is the total of all the measurements, in yards?



Line Plots with Fractions · 14

How many seedlings measured more than $1\frac{1}{8}$ inches?

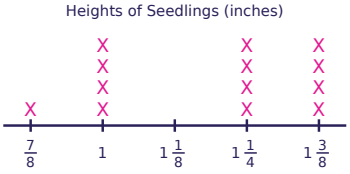

Line Plots with Fractions · 15

What is the difference between the greatest and the least measurement, in liters?



Line Plots with Fractions · 16

What is the total of all the measurements marked at $1\frac{1}{8}$ pounds?

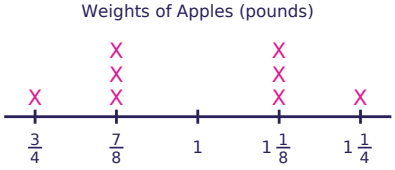

Line Plots with Fractions · 10

ANSWER

7

Line Plots with Fractions · 9

ANSWER

12

Line Plots with Fractions · 12

ANSWER

$2\frac{3}{4}$

Line Plots with Fractions · 11

ANSWER

$\frac{1}{2}$

Line Plots with Fractions · 14

ANSWER

8

Line Plots with Fractions · 13

ANSWER

$18\frac{1}{8}$

Line Plots with Fractions · 16

ANSWER

$3\frac{3}{8}$

Line Plots with Fractions · 15

ANSWER

$\frac{3}{8}$

Line Plots with Fractions · 17

How many seedlings were measured in all?

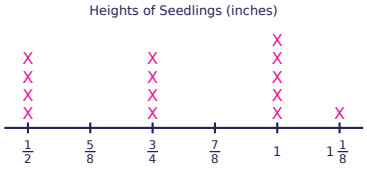

Line Plots with Fractions · 18

How many leaves measured more than $\frac{3}{4}$ inch?

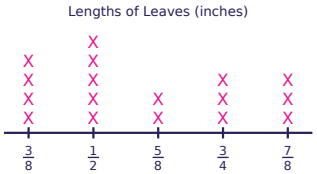

Line Plots with Fractions · 19

What is the difference between the greatest and the least measurement, in inches?

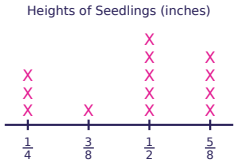

Line Plots with Fractions · 20

What is the total of all the measurements marked at 1 inch?



Line Plots with Fractions · 21

What is the total of all the measurements, in liters?

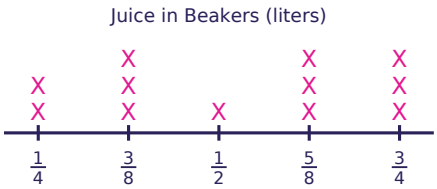

Line Plots with Fractions · 22

If the total amount were shared out equally among all the ribbon pieces, how many yards would each get?

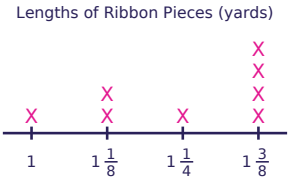

Line Plots with Fractions · 23

What is the difference between the greatest and the least measurement, in inches?



Line Plots with Fractions · 24

What is the total of all the measurements marked at $1\frac{5}{8}$ inches?



Line Plots with Fractions · 18

ANSWER

3

Line Plots with Fractions · 17

ANSWER

14

Line Plots with Fractions · 20

ANSWER

4

Line Plots with Fractions · 19

ANSWER

$\frac{3}{8}$

Line Plots with Fractions · 22

ANSWER

$1\frac{1}{4}$

Line Plots with Fractions · 21

ANSWER

$6\frac{1}{4}$

Line Plots with Fractions · 24

ANSWER

$3\frac{1}{4}$

Line Plots with Fractions · 23

ANSWER

$\frac{1}{2}$