Line Plots with Fractions · 1

How many ribbon pieces were measured in all?

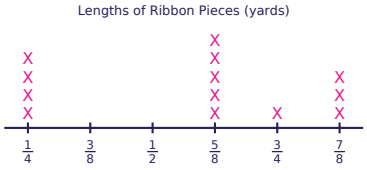

Line Plots with Fractions · 2

How many apples measured more than 1 pound?

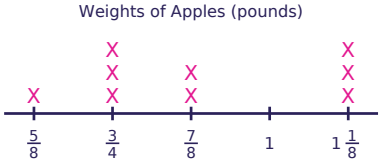

Line Plots with Fractions · 3

What is the difference between the greatest and the least measurement, in inches?

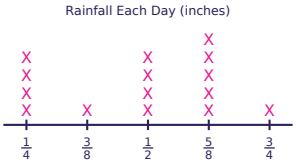

Line Plots with Fractions · 4

What is the total of all the measurements marked at $\frac{5}{8}$ inch?

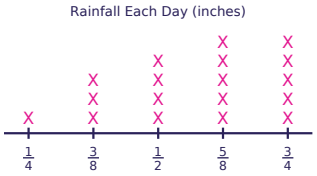

Line Plots with Fractions · 5

What is the total of all the measurements, in inches?



Line Plots with Fractions · 6

If the total amount were shared out equally among all the beakers, how many liters would each get?

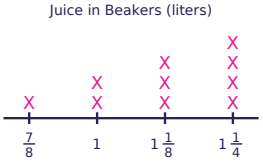

Line Plots with Fractions · 7

What is the difference between the greatest and the least measurement, in inches?

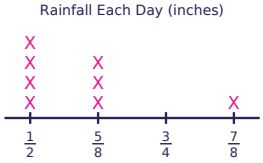

Line Plots with Fractions · 8

What is the total of all the measurements marked at $\frac{3}{8}$ inch?

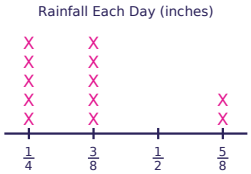

Line Plots with Fractions · 2

ANSWER

3

Line Plots with Fractions · 1

ANSWER

13

Line Plots with Fractions · 4

ANSWER

$3\frac{1}{8}$

Line Plots with Fractions · 3

ANSWER

$\frac{1}{2}$

Line Plots with Fractions · 6

ANSWER

$1\frac{1}{8}$

Line Plots with Fractions · 5

ANSWER

$14\frac{1}{8}$

Line Plots with Fractions · 8

ANSWER

$1\frac{7}{8}$

Line Plots with Fractions · 7

ANSWER

$\frac{3}{8}$

How many days were measured in all?

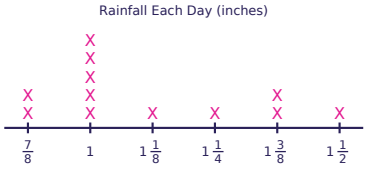

How many apples measured more than $\frac{5}{8}$ pound?

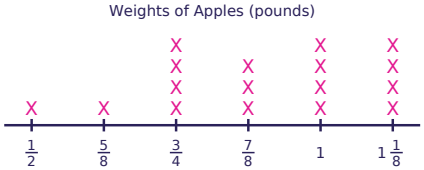

What is the difference between the greatest and the least measurement, in inches?

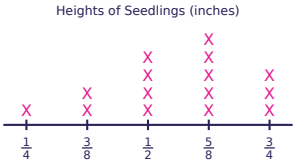

What is the total of all the measurements marked at $\frac{5}{8}$ inch?

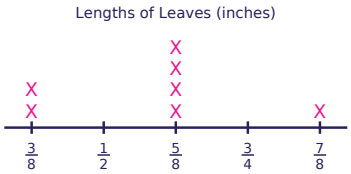

What is the total of all the measurements, in inches?



If the total amount were shared out equally among all the beakers, how many liters would each get?

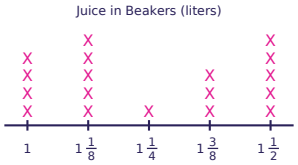

What is the difference between the greatest and the least measurement, in yards?

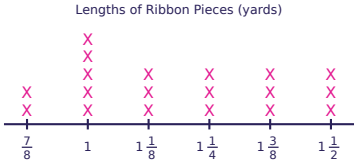

What is the total of all the measurements marked at $\frac{1}{4}$ liter?

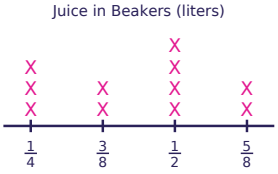

Line Plots with Fractions · 10

ANSWER

15

Line Plots with Fractions · 9

ANSWER

12

Line Plots with Fractions · 12

ANSWER

$2\frac{1}{2}$

Line Plots with Fractions · 11

ANSWER

$\frac{1}{2}$

Line Plots with Fractions · 14

ANSWER

$1\frac{1}{4}$

Line Plots with Fractions · 13

ANSWER

$8\frac{7}{8}$

Line Plots with Fractions · 16

ANSWER

$\frac{3}{4}$

Line Plots with Fractions · 15

ANSWER

$\frac{5}{8}$

Line Plots with Fractions · 17

How many seedlings were measured in all?

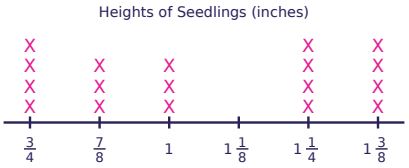

Line Plots with Fractions · 18

How many beakers measured more than $\frac{1}{2}$ liter?



Line Plots with Fractions · 19

What is the difference between the greatest and the least measurement, in inches?

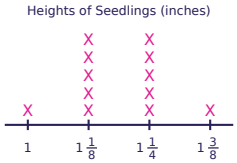

Line Plots with Fractions · 20

What is the total of all the measurements marked at 1 liter?

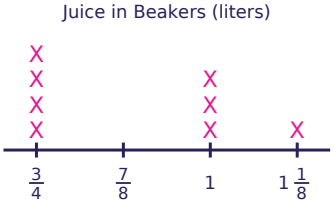

Line Plots with Fractions · 21

What is the total of all the measurements, in inches?

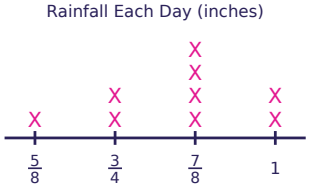

Line Plots with Fractions · 22

If the total amount were shared out equally among all the ribbon pieces, how many yards would each get?



Line Plots with Fractions · 23

What is the difference between the greatest and the least measurement, in liters?

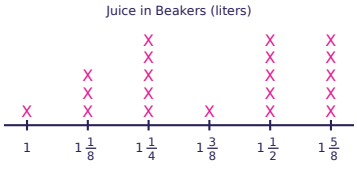

Line Plots with Fractions · 24

What is the total of all the measurements marked at $1\frac{1}{4}$ pounds?

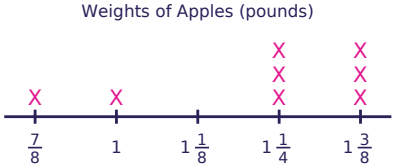

Line Plots with Fractions · 18

ANSWER

14

Line Plots with Fractions · 17

ANSWER

18

Line Plots with Fractions · 20

ANSWER

3

Line Plots with Fractions · 19

ANSWER

$\frac{3}{8}$

Line Plots with Fractions · 22

ANSWER

$\frac{3}{4}$

Line Plots with Fractions · 21

ANSWER

$7\frac{5}{8}$

Line Plots with Fractions · 24

ANSWER

$3\frac{3}{4}$

Line Plots with Fractions · 23

ANSWER

$\frac{5}{8}$