Task card 1 Division with Partial Quotients

Add the lengths on top.

84 ÷ 6 = ___

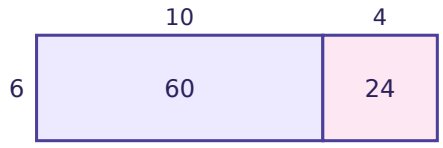

Task card 2 Division with Partial Quotients

Add the lengths on top.

220 ÷ 5 = ___

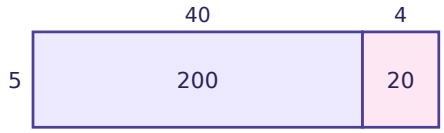

Task card 3 Division with Partial Quotients

Add the lengths on top.

368 ÷ 4 = ___

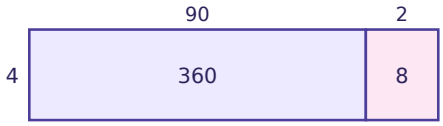

Task card 4 Division with Partial Quotients

Add the lengths on top.

147 ÷ 3 = ___

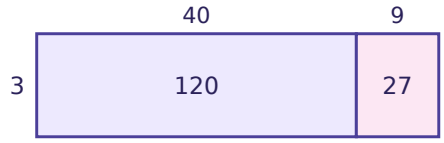

Task card 5 Division with Partial Quotients

6 × 30 = ___ (the missing part of 234)

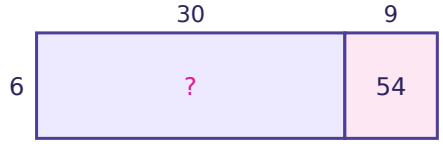

Task card 6 Division with Partial Quotients

Add the lengths on top.

66 ÷ 2 = ___

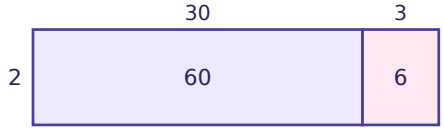

Task card 7 Division with Partial Quotients

$24 \div 4 = ___$

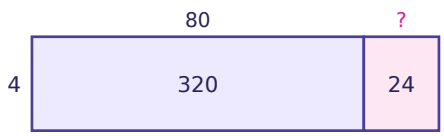

Task card 8 Division with Partial Quotients

$240 \div 8 = ___$

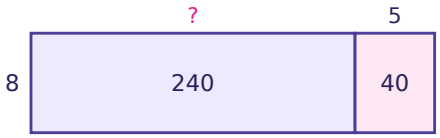

Task card 9 Division with Partial Quotients

$4 \times 3 = ___$ (the missing part of 172)

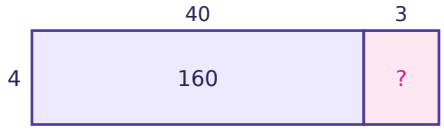

Task card 10 Division with Partial Quotients

$280 \div 7 = ___$



Task card 11 Division with Partial Quotients

$40 \div 5 = ___$

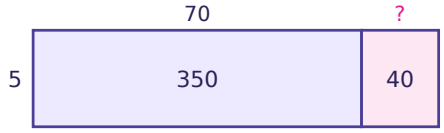

Task card 12 Division with Partial Quotients

Add the lengths on top.

$425 \div 5 = ___$

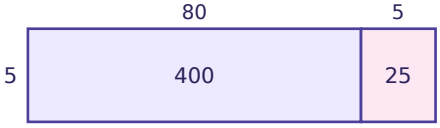

Task card 13 Division with Partial Quotients

Add the lengths on top.

270 ÷ 6 = ___

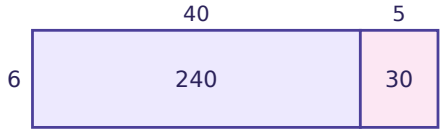

Task card 14 Division with Partial Quotients

Add the lengths on top.

686 ÷ 7 = ___

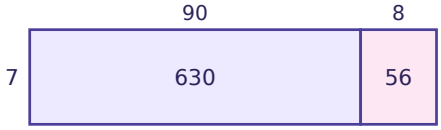

Task card 15 Division with Partial Quotients

Add the lengths on top.

384 ÷ 8 = ___

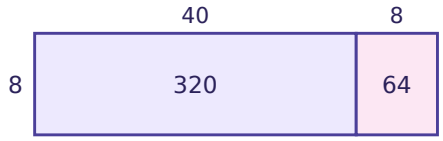

Task card 16 Division with Partial Quotients

Add the lengths on top.

159 ÷ 3 = ___

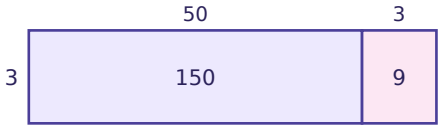

Task card 17 Division with Partial Quotients

Add the lengths on top.

1605 ÷ 5 = ___



Task card 18 Division with Partial Quotients

1540 ÷ 4 = ___



Task card 19 Division with Partial Quotients

$4 \times 400 = ___$ (the missing part of 1660)



Task card 20 Division with Partial Quotients

$1820 \div 7 = ___$

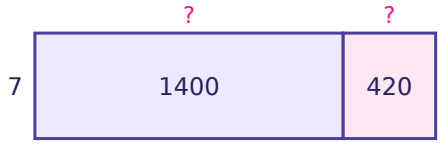

Task card 21 Division with Partial Quotients

Add the lengths on top.

$2793 \div 7 = ___$



Task card 22 Division with Partial Quotients

$1107 \div 9 = ___$



Task card 23 Division with Partial Quotients

$2965 \div 5 = ___$



Task card 24 Division with Partial Quotients

Add the lengths on top.

$3048 \div 6 = ___$

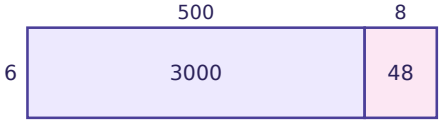

Division with Partial Quotients Task Cards

Recording sheet · Grade 4 · Use the area model. The number on the side is the divisor, the numbers inside are the parts of the dividend. Fill in the blank.

Name: _____ Date: _____

Scan to check your answers

1	2	3	4
5	6	7	8
9	10	11	12
13	14	15	16
17	18	19	20
21	22	23	24

Division with Partial Quotients Task Cards: Answer Key

Grade 4 · Medium

The answers online

1. 14	**2.** 44	**3.** 92
4. 49	**5.** 180	**6.** 33
7. 6	**8.** 30	**9.** 12
10. 40	**11.** 8	**12.** 85
13. 45	**14.** 98	**15.** 48
16. 53	**17.** 321	**18.** 385
19. 1600	**20.** 260	**21.** 399
22. 123	**23.** 593	**24.** 508