Task card 1 Adding Decimals with Bar Charts

What is Daisy + Tulip? ___ cm

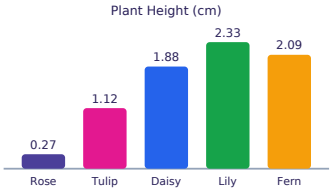

Task card 2 Adding Decimals with Bar Charts

What is Mon + Fri? ___ km

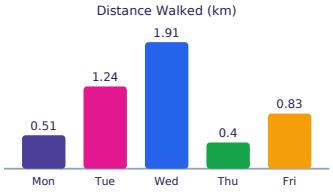

Task card 3 Adding Decimals with Bar Charts

What is Lily + Rose? ___ cm

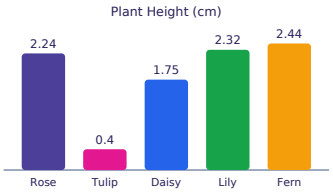

Task card 4 Adding Decimals with Bar Charts

What is Bag B + Bag A? ___ kg

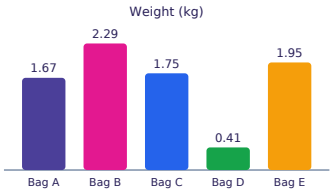

Task card 5 Adding Decimals with Bar Charts

What is May + July? ___ inches

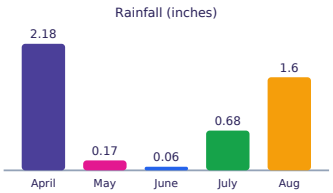

Task card 6 Adding Decimals with Bar Charts

What is the total of all the bars? ___ cm

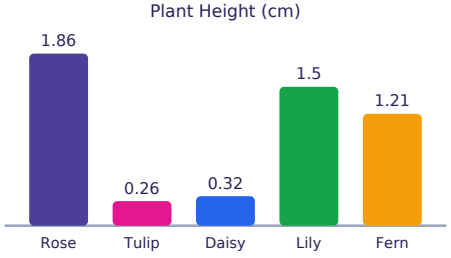

Task card 7 Adding Decimals with Bar Charts

What is Fern + Rose? ___ cm

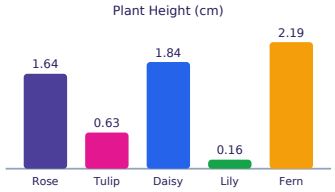

Task card 8 Adding Decimals with Bar Charts

What is April + July? ___ inches

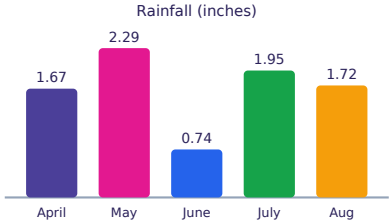

Task card 9 Adding Decimals with Bar Charts

What is the total of all the bars? ___ km

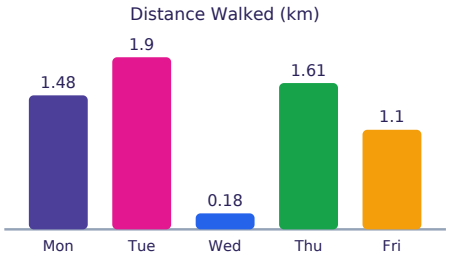

Task card 10 Adding Decimals with Bar Charts

What is Orange + Grape + Mango? ___ liters

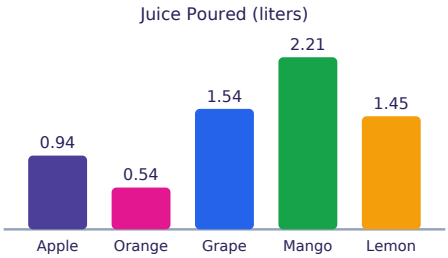

Task card 11 Adding Decimals with Bar Charts

What is Rose + Fern + Lily? ___ cm

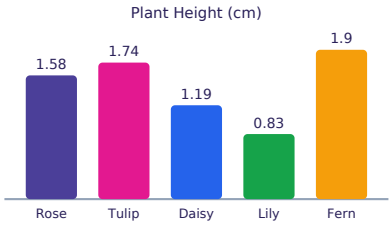

Task card 12 Adding Decimals with Bar Charts

What is Bag B + Bag E + Bag D? ___ kg



Task card 13 Adding Decimals with Bar Charts

What is the total of all the bars?

___ inches

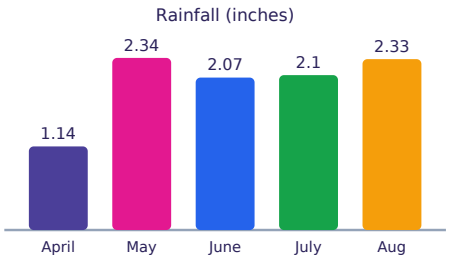

Task card 14 Adding Decimals with Bar Charts

What is the total of all the bars?

___ inches

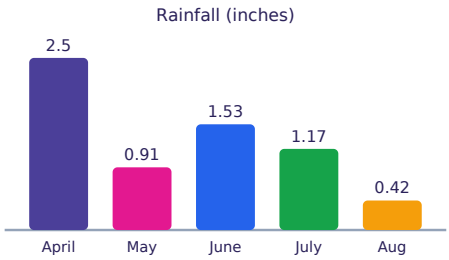

Task card 15 Adding Decimals with Bar Charts

What is Bag D + Bag C? ___ kg

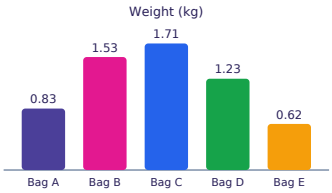

Task card 16 Adding Decimals with Bar Charts

What is Bag B + Bag A? ___ kg

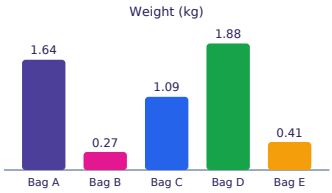

Task card 17 Adding Decimals with Bar Charts

What is Mango + Orange + Lemon? ___ liters

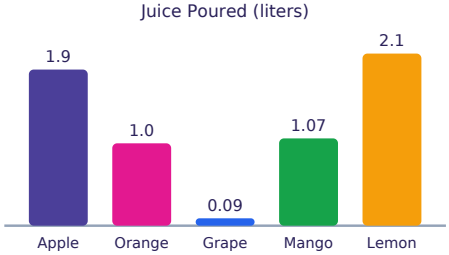

Task card 18 Adding Decimals with Bar Charts

What is the total of all the bars?

___ hours

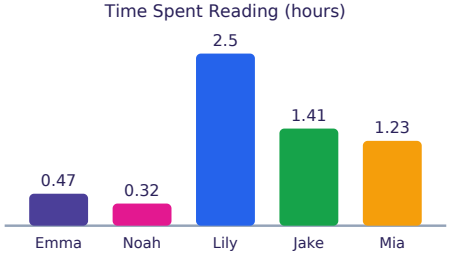

Task card 19 Adding Decimals with Bar Charts

What is Bag D + Bag E? ___ kg

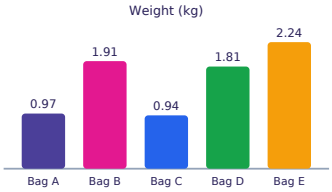

Task card 20 Adding Decimals with Bar Charts

What is the total of all the bars? ___ km

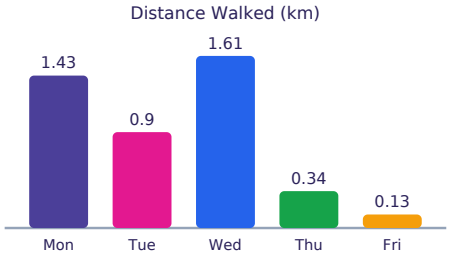

Task card 21 Adding Decimals with Bar Charts

What is June + April? ___ inches

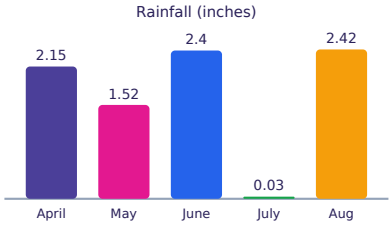

Task card 22 Adding Decimals with Bar Charts

What is the total of all the bars? ___ liters

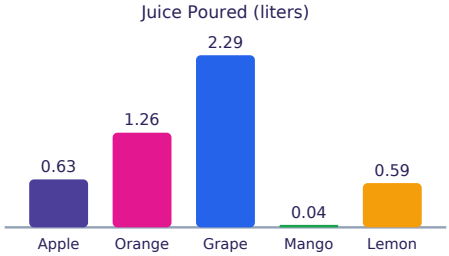

Task card 23 Adding Decimals with Bar Charts

What is Mango + Lemon? ___ liters

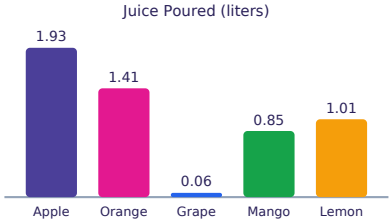

Task card 24 Adding Decimals with Bar Charts

What is the total of all the bars? ___ km

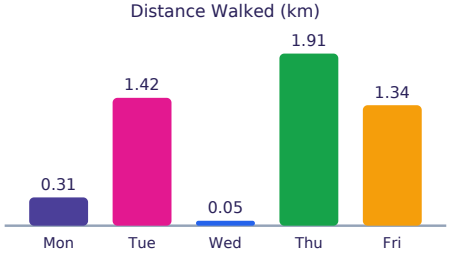

Adding Decimals with Bar Charts Task Cards

Recording sheet · Grade 4 · Look at each bar chart carefully. Read the decimal value shown on each bar, then add the values asked for in the question.

Scan to check your answers

Name: _____ Date: _____

1	2	3	4
5	6	7	8
9	10	11	12
13	14	15	16
17	18	19	20
21	22	23	24

Adding Decimals with Bar Charts Task Cards: Answer Key

Grade 4 · Hard

The answers online

1. 3.0	**2.** 1.34	**3.** 4.56
4. 3.96	**5.** 0.85	**6.** 5.15
7. 3.83	**8.** 3.62	**9.** 6.27
10. 4.29	**11.** 4.31	**12.** 2.88
13. 9.98	**14.** 6.53	**15.** 2.94
16. 1.91	**17.** 4.17	**18.** 5.93
19. 4.05	**20.** 4.41	**21.** 4.55
22. 4.81	**23.** 1.86	**24.** 5.03