Task card 1 Adding Decimals with Bar Charts

What is the total of all the bars?

___ hours

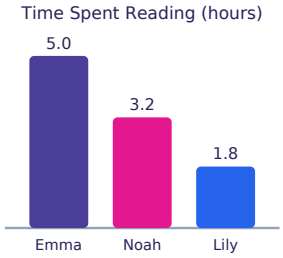

Task card 2 Adding Decimals with Bar Charts

What is Bag C + Bag A? ___ kg



Task card 3 Adding Decimals with Bar Charts

What is Daisy + Rose + Tulip? ___ cm

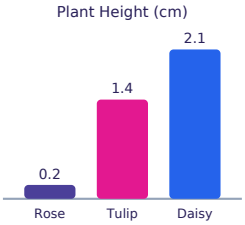

Task card 4 Adding Decimals with Bar Charts

What is the total of all the bars?

___ km

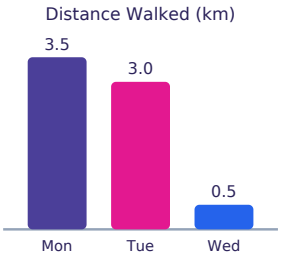

Task card 5 Adding Decimals with Bar Charts

What is the total of all the bars?

___ hours

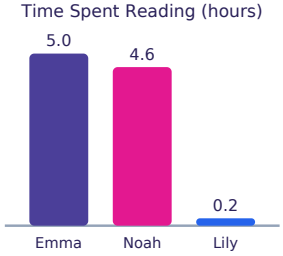

Task card 6 Adding Decimals with Bar Charts

What is Wed + Tue?

___ km

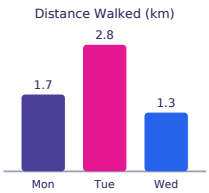

Task card 7 Adding Decimals with Bar Charts

What is the total of all the bars? ___ cm

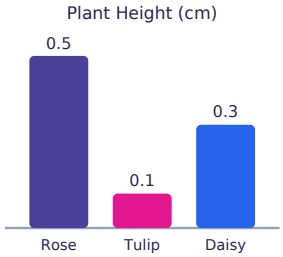

Task card 8 Adding Decimals with Bar Charts

What is Grape + Apple + Orange? ___ liters

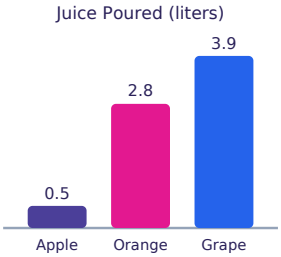

Task card 9 Adding Decimals with Bar Charts

What is Bag C + Bag B + Bag A? ___ kg

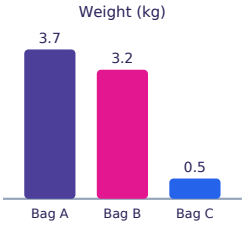

Task card 10 Adding Decimals with Bar Charts

What is Mon + Wed? ___ km

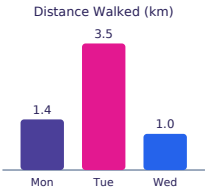

Task card 11 Adding Decimals with Bar Charts

What is June + May + April? ___ inches

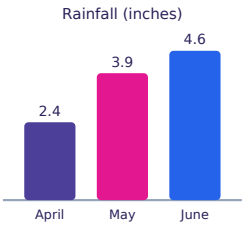

Task card 12 Adding Decimals with Bar Charts

What is the total of all the bars? ___ inches

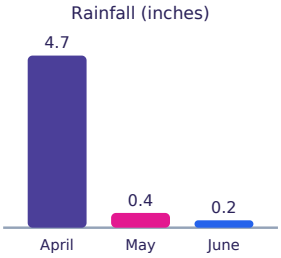

Task card 13 Adding Decimals with Bar Charts

What is the total of all the bars? ___ liters

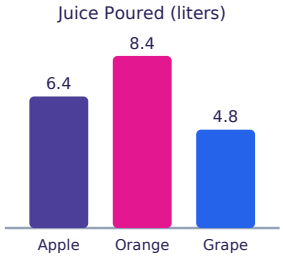

Task card 14 Adding Decimals with Bar Charts

What is Rose + Daisy + Tulip? ___ cm

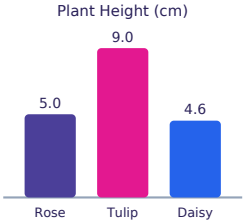

Task card 15 Adding Decimals with Bar Charts

What is the total of all the bars? ___ cm

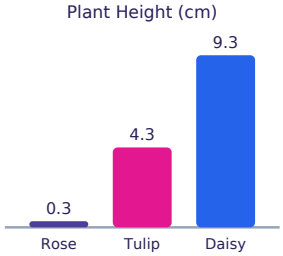

Task card 16 Adding Decimals with Bar Charts

What is Wed + Mon? ___ km

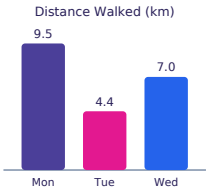

Task card 17 Adding Decimals with Bar Charts

What is Tulip + Rose? ___ cm

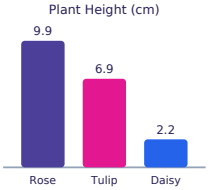

Task card 18 Adding Decimals with Bar Charts

What is Apple + Grape + Orange? ___ liters

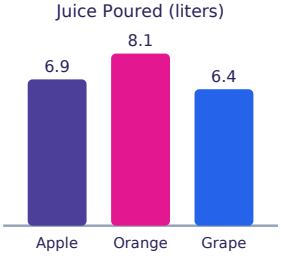

Task card 19 Adding Decimals with Bar Charts

What is Bag C + Bag A? ___ kg



Task card 20 Adding Decimals with Bar Charts

What is Emma + Lily + Noah? ___ hours

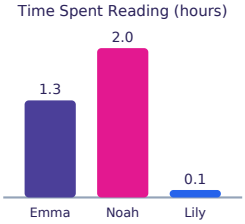

Task card 21 Adding Decimals with Bar Charts

What is the total of all the bars? ___ inches

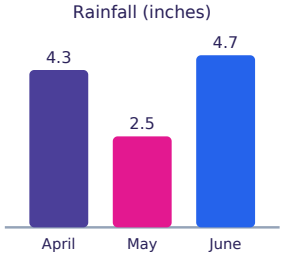

Task card 22 Adding Decimals with Bar Charts

What is the total of all the bars? ___ cm

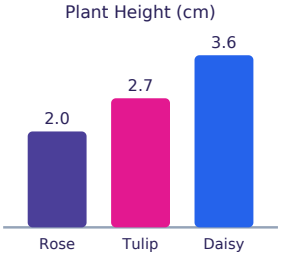

Task card 23 Adding Decimals with Bar Charts

What is Bag A + Bag B? ___ kg

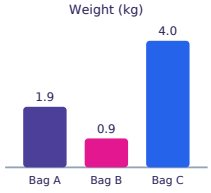

Task card 24 Adding Decimals with Bar Charts

What is the total of all the bars? ___ km

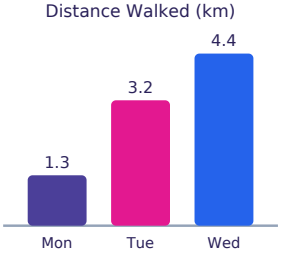

Adding Decimals with Bar Charts Task Cards

Recording sheet · Grade 4 · Look at each bar chart carefully. Read the decimal value shown on each bar, then add the values asked for in the question.

Scan to check your answers

Name: _____ Date: _____

1	2	3	4
5	6	7	8
9	10	11	12
13	14	15	16
17	18	19	20
21	22	23	24

Adding Decimals with Bar Charts Task Cards: Answer Key

Grade 4 · Easy

The answers online

1. 10.0	**2.** 3.6	**3.** 3.7
4. 7.0	**5.** 9.8	**6.** 4.1
7. 0.9	**8.** 7.2	**9.** 7.4
10. 2.4	**11.** 10.9	**12.** 5.3
13. 19.6	**14.** 18.6	**15.** 13.9
16. 16.5	**17.** 16.8	**18.** 21.4
19. 4.9	**20.** 3.4	**21.** 11.5
22. 8.3	**23.** 2.8	**24.** 8.9