Task card 1 Scaled Picture Graphs & Bar Graphs

What number does the graph show for Room 2?

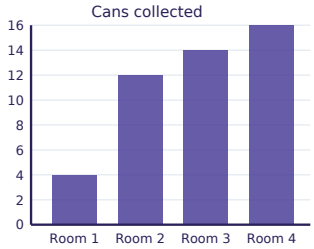

Task card 2 Scaled Picture Graphs & Bar Graphs

How many more for Tennis than for Hockey?

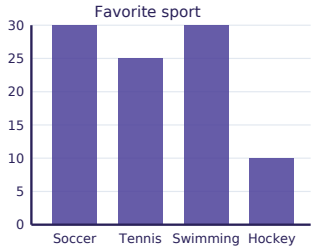

Task card 3 Scaled Picture Graphs & Bar Graphs

How many for Yellow and Red together?

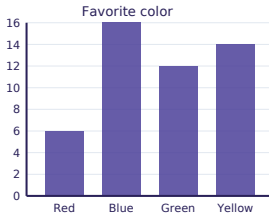

Task card 4 Scaled Picture Graphs & Bar Graphs

What is the total for all the categories?

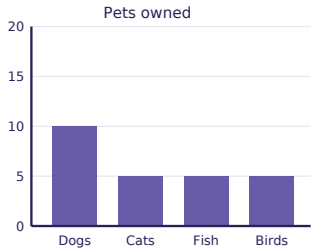

Task card 5 Scaled Picture Graphs & Bar Graphs

How many more for Tennis than for Swimming?

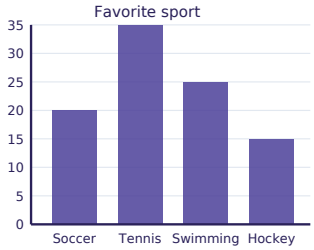

Task card 6 Scaled Picture Graphs & Bar Graphs

How many for Room 4 and Room 3 together?

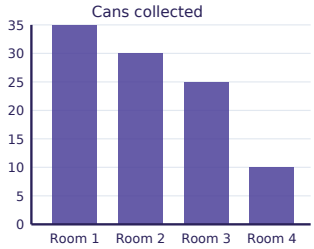

Task card 7 Scaled Picture Graphs & Bar Graphs

What is the total for all the categories?

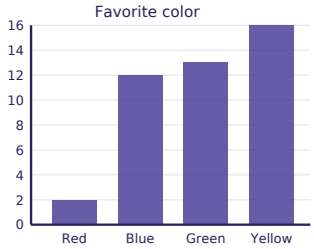

Task card 8 Scaled Picture Graphs & Bar Graphs

What number does the graph show for Soccer?

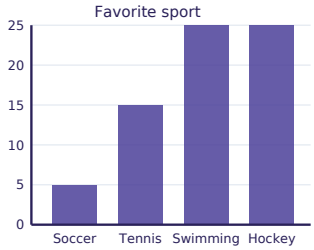

Task card 9 Scaled Picture Graphs & Bar Graphs

How many for Grapes and Bananas together?

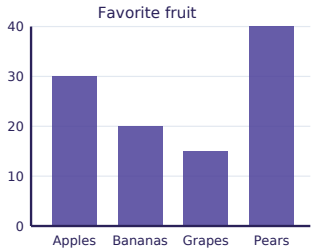

Task card 10 Scaled Picture Graphs & Bar Graphs

What is the total for all the categories?

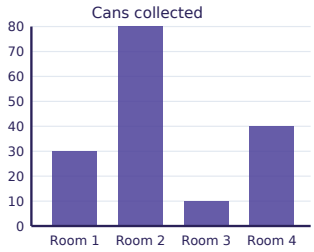

Task card 11 Scaled Picture Graphs & Bar Graphs

What number does the graph show for Hockey?

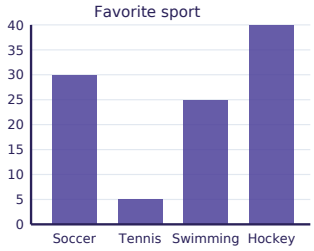

Task card 12 Scaled Picture Graphs & Bar Graphs

How many more for Room 1 than for Room 4?

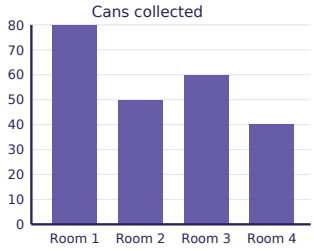

Task card 13 Scaled Picture Graphs & Bar Graphs

What number does the graph show for Tennis?

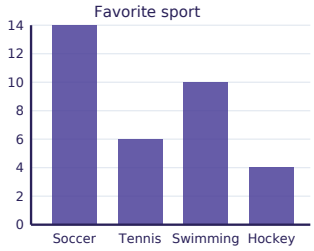

Task card 14 Scaled Picture Graphs & Bar Graphs

How many more for Apples than for Grapes?

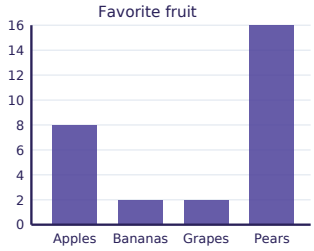

Task card 15 Scaled Picture Graphs & Bar Graphs

How many for Pears and Bananas together?

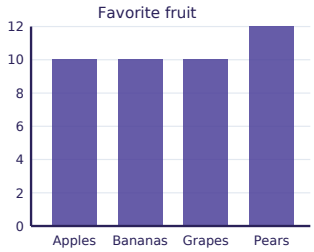

Task card 16 Scaled Picture Graphs & Bar Graphs

What is the total for all the categories?

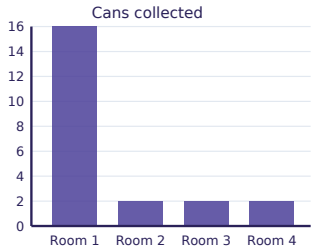

Task card 17 Scaled Picture Graphs & Bar Graphs

How many more for Tennis than for Swimming?

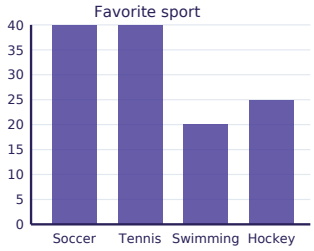

Task card 18 Scaled Picture Graphs & Bar Graphs

How many for Fri and Tue together?

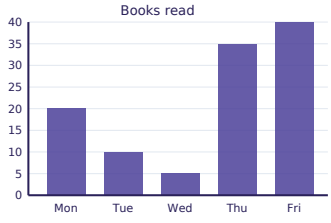

Task card 19 Scaled Picture Graphs & Bar Graphs

What is the total for all the categories?

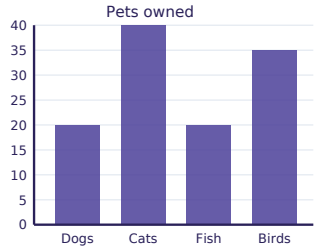

Task card 20 Scaled Picture Graphs & Bar Graphs

What number does the graph show for Apples?

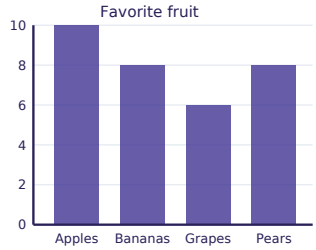

Task card 21 Scaled Picture Graphs & Bar Graphs

How many for Fri and Tue together?



Task card 22 Scaled Picture Graphs & Bar Graphs

What is the total for all the categories?

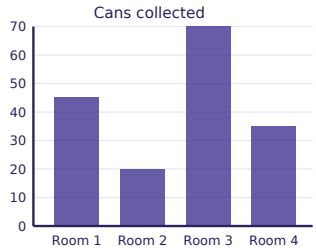

Task card 23 Scaled Picture Graphs & Bar Graphs

What number does the graph show for Hockey?

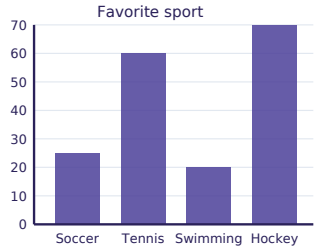

Task card 24 Scaled Picture Graphs & Bar Graphs

How many more for Green than for Blue?

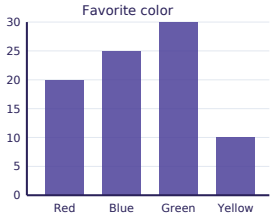

Scaled Picture Graphs & Bar Graphs Task Cards

Recording sheet · Grade 3 · Use the key or the scale to read each graph.

Scan to check your answers

Name: _____ Date: _____

1	2	3	4
5	6	7	8
9	10	11	12
13	14	15	16
17	18	19	20
21	22	23	24

Scaled Picture Graphs & Bar Graphs Task Cards: Answer Key

Grade 3 · Medium

The answers online

1. 12	**2.** 15	**3.** 20
4. 25	**5.** 10	**6.** 35
7. 43	**8.** 5	**9.** 35
10. 160	**11.** 40	**12.** 40
13. 6	**14.** 6	**15.** 22
16. 22	**17.** 20	**18.** 50
19. 115	**20.** 10	**21.** 40
22. 170	**23.** 70	**24.** 5