Task card 1 Scaled Picture Graphs & Bar Graphs

What is the total for all the categories?

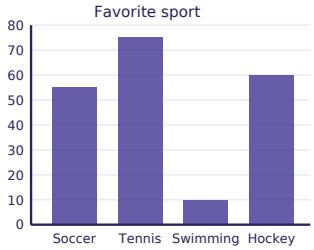

Task card 2 Scaled Picture Graphs & Bar Graphs

What number does the graph show for Room 1?

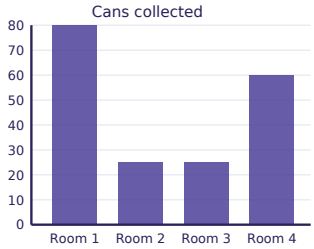

Task card 3 Scaled Picture Graphs & Bar Graphs

How many more for Room 1 than for Room 3?

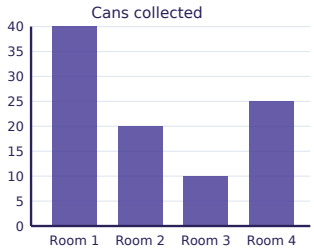

Task card 4 Scaled Picture Graphs & Bar Graphs

How many for Fri and Tue together?

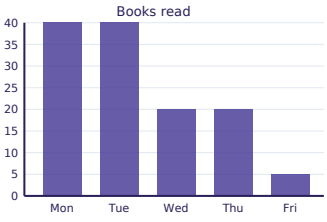

Task card 5 Scaled Picture Graphs & Bar Graphs

What number does the graph show for Red?

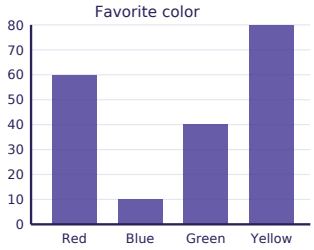

Task card 6 Scaled Picture Graphs & Bar Graphs

How many more for Yellow than for Blue?

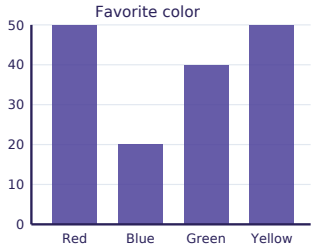

Task card 7 Scaled Picture Graphs & Bar Graphs

How many for Room 3 and Room 2 together?

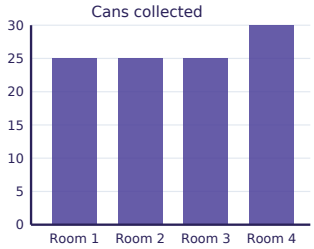

Task card 8 Scaled Picture Graphs & Bar Graphs

What is the total for all the categories?

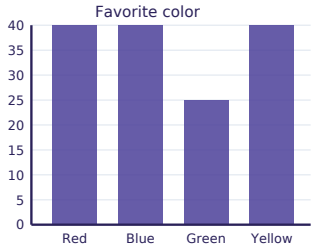

Task card 9 Scaled Picture Graphs & Bar Graphs

What is the total for all the categories?

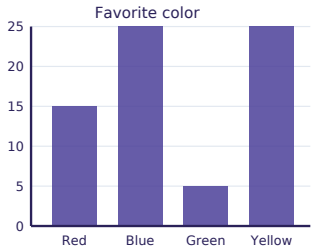

Task card 10 Scaled Picture Graphs & Bar Graphs

What number does the graph show for Green?

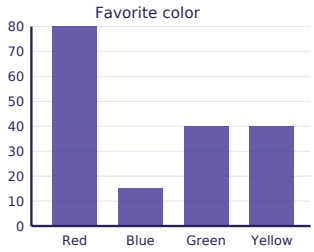

Task card 11 Scaled Picture Graphs & Bar Graphs

How many more for Red than for Green?

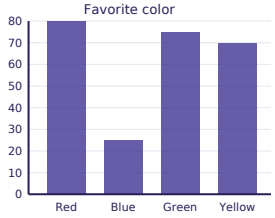

Task card 12 Scaled Picture Graphs & Bar Graphs

How many for Mon and Wed together?

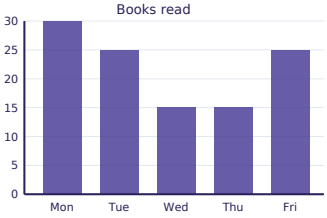

Task card 13 Scaled Picture Graphs & Bar Graphs

What number does the graph show for Tue?

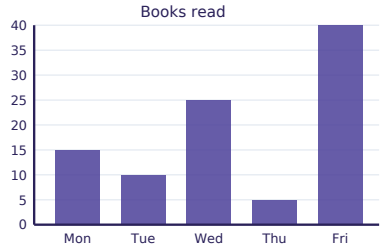

Task card 14 Scaled Picture Graphs & Bar Graphs

How many more for Cats than for Birds?

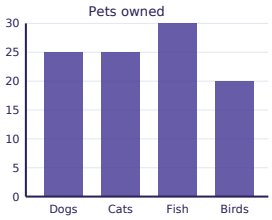

Task card 15 Scaled Picture Graphs & Bar Graphs

How many for Mon and Wed together?

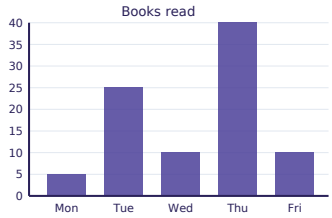

Task card 16 Scaled Picture Graphs & Bar Graphs

What is the total for all the categories?

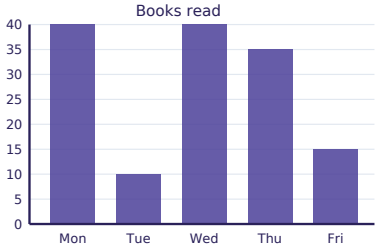

Task card 17 Scaled Picture Graphs & Bar Graphs

What is the total for all the categories?



Task card 18 Scaled Picture Graphs & Bar Graphs

What number does the graph show for Dogs?

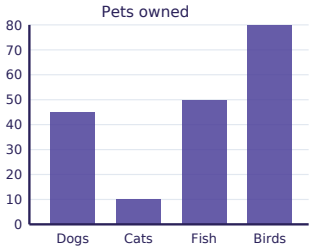

Task card 19 Scaled Picture Graphs & Bar Graphs

How many for Green and Red together?

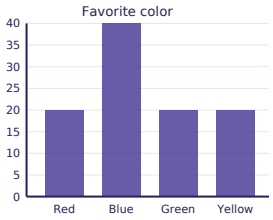

Task card 20 Scaled Picture Graphs & Bar Graphs

How many for Fri and Tue together?

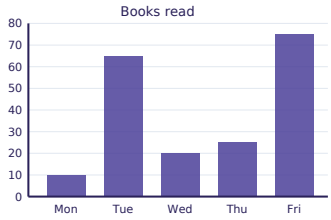

Task card 21 Scaled Picture Graphs & Bar Graphs

What number does the graph show for Thu?

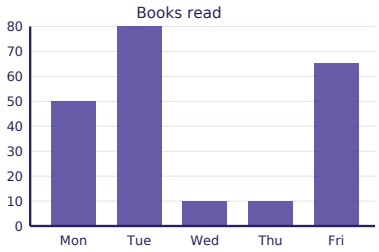

Task card 22 Scaled Picture Graphs & Bar Graphs

How many more for Room 1 than for Room 3?

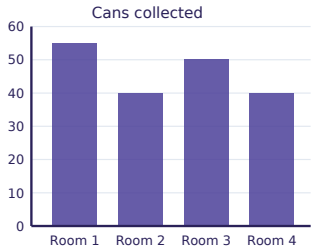

Task card 23 Scaled Picture Graphs & Bar Graphs

How many for Red and Yellow together?

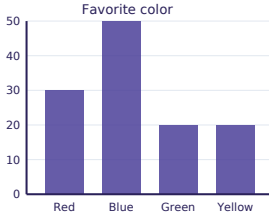

Task card 24 Scaled Picture Graphs & Bar Graphs

What is the total for all the categories?

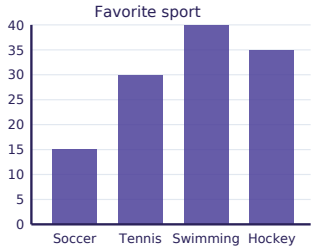

Scaled Picture Graphs & Bar Graphs Task Cards

Recording sheet · Grade 3 · Use the key or the scale to read each graph.

Scan to check your answers

Name: _____ Date: _____

1	2	3	4
5	6	7	8
9	10	11	12
13	14	15	16
17	18	19	20
21	22	23	24

Scaled Picture Graphs & Bar Graphs Task Cards: Answer Key

Grade 3 · Hard

The answers online

1. 200	**2.** 80	**3.** 30
4. 45	**5.** 60	**6.** 30
7. 50	**8.** 145	**9.** 70
10. 40	**11.** 5	**12.** 45
13. 10	**14.** 5	**15.** 15
16. 140	**17.** 230	**18.** 45
19. 40	**20.** 140	**21.** 10
22. 5	**23.** 50	**24.** 120