Task card 1 Scaled Picture Graphs & Bar Graphs

How many more for Dogs than for Fish?

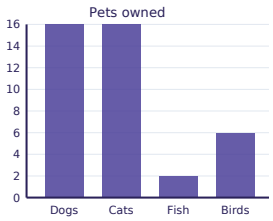

Task card 2 Scaled Picture Graphs & Bar Graphs

What number does the graph show for Green?

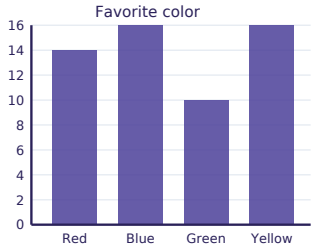

Task card 3 Scaled Picture Graphs & Bar Graphs

How many more for Room 4 than for Room 3?

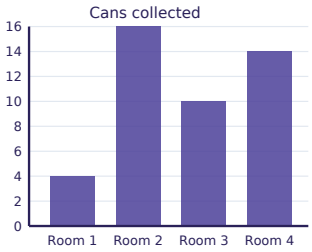

Task card 4 Scaled Picture Graphs & Bar Graphs

What number does the graph show for Birds?

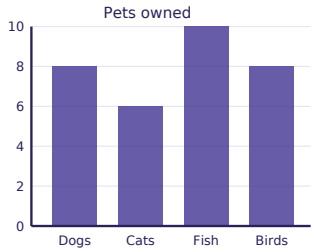

Task card 5 Scaled Picture Graphs & Bar Graphs

What number does the graph show for Grapes?

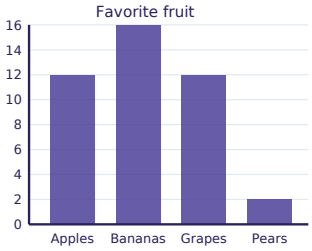

Task card 6 Scaled Picture Graphs & Bar Graphs

How many more for Wed than for Fri?

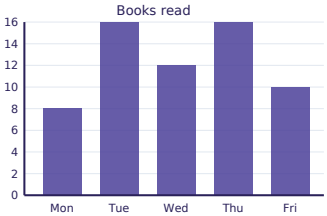

Task card 7 Scaled Picture Graphs & Bar Graphs

What number does the graph show for Room 2?

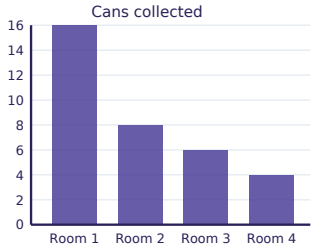

Task card 8 Scaled Picture Graphs & Bar Graphs

How many more for Blue than for Red?

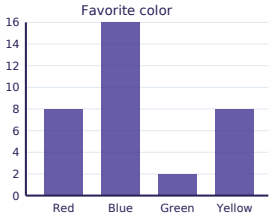

Task card 9 Scaled Picture Graphs & Bar Graphs

What is the total for all the categories?

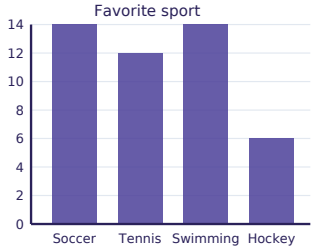

Task card 10 Scaled Picture Graphs & Bar Graphs

What number does the graph show for Swimming?

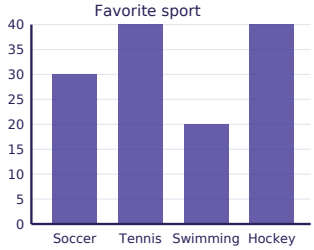

Task card 11 Scaled Picture Graphs & Bar Graphs

How many more for Fish than for Dogs?

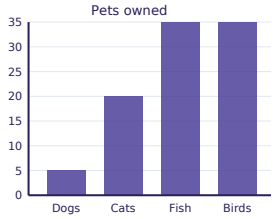

Task card 12 Scaled Picture Graphs & Bar Graphs

How many for Bananas and Pears together?

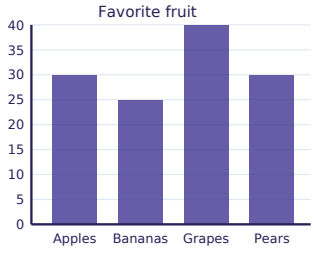

Task card 13 Scaled Picture Graphs & Bar Graphs

How many for Grapes and Bananas together?

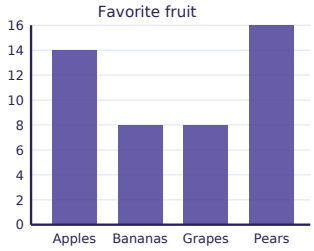

Task card 14 Scaled Picture Graphs & Bar Graphs

What number does the graph show for Green?

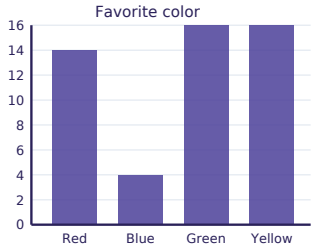

Task card 15 Scaled Picture Graphs & Bar Graphs

How many more for Apples than for Bananas?

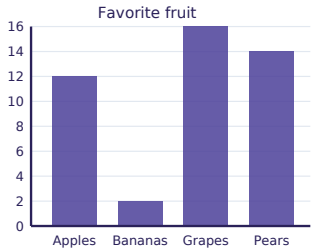

Task card 16 Scaled Picture Graphs & Bar Graphs

What number does the graph show for Thu?

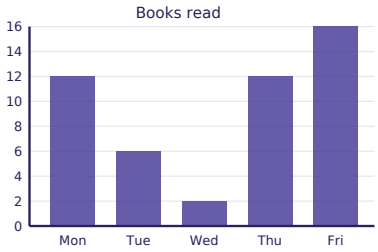

Task card 17 Scaled Picture Graphs & Bar Graphs

What number does the graph show for Room 1?

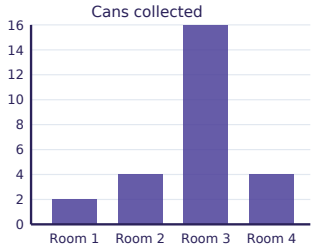

Task card 18 Scaled Picture Graphs & Bar Graphs

How many more for Soccer than for Swimming?

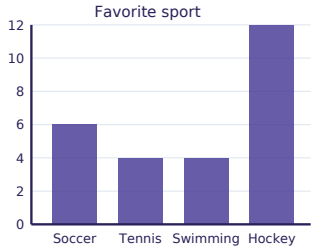

Task card 19 Scaled Picture Graphs & Bar Graphs

What number does the graph show for Room 1?

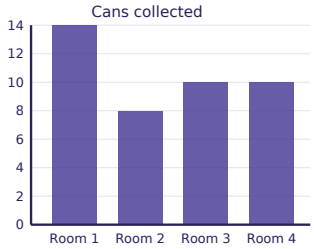

Task card 20 Scaled Picture Graphs & Bar Graphs

How many more for Cats than for Fish?

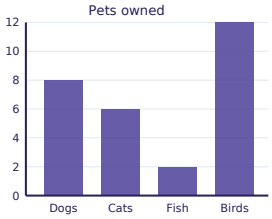

Task card 21 Scaled Picture Graphs & Bar Graphs

What is the total for all the categories?

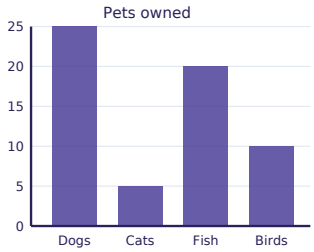

Task card 22 Scaled Picture Graphs & Bar Graphs

What number does the graph show for Room 4?

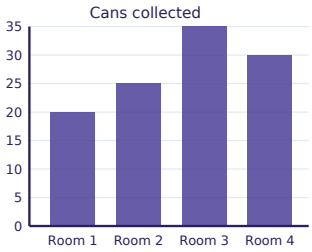

Task card 23 Scaled Picture Graphs & Bar Graphs

How many more for Room 1 than for Room 4?

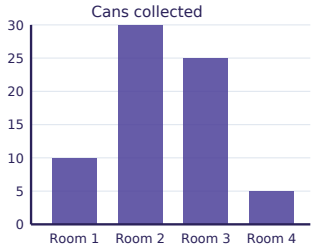

Task card 24 Scaled Picture Graphs & Bar Graphs

How many for Mon and Fri together?

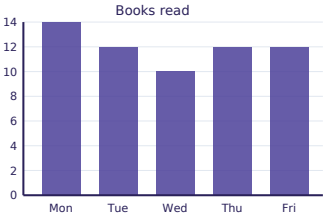

Scaled Picture Graphs & Bar Graphs Task Cards

Recording sheet · Grade 3 · Use the key or the scale to read each graph.

Scan to check your answers

Name: _____ Date: _____

1	2	3	4
5	6	7	8
9	10	11	12
13	14	15	16
17	18	19	20
21	22	23	24

Scaled Picture Graphs & Bar Graphs Task Cards: Answer Key

Grade 3 · Easy

The answers online

1. 14	**2.** 10	**3.** 4
4. 8	**5.** 12	**6.** 2
7. 8	**8.** 8	**9.** 46
10. 20	**11.** 30	**12.** 55
13. 16	**14.** 16	**15.** 10
16. 12	**17.** 2	**18.** 2
19. 14	**20.** 4	**21.** 60
22. 30	**23.** 5	**24.** 26