Scaled Picture Graphs & Bar Graphs · 1

What number does the graph show for Room 2?

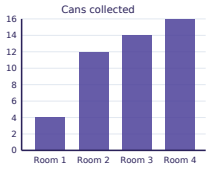

Scaled Picture Graphs & Bar Graphs · 2

How many more for Tennis than for Hockey?

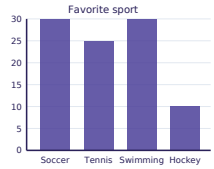

Scaled Picture Graphs & Bar Graphs · 3

How many for Yellow and Red together?

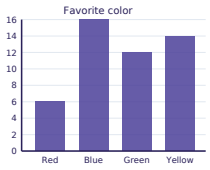

Scaled Picture Graphs & Bar Graphs · 4

What is the total for all the categories?

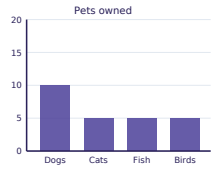

Scaled Picture Graphs & Bar Graphs · 5

How many more for Tennis than for Swimming?

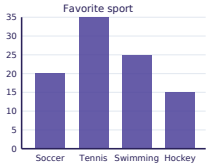

Scaled Picture Graphs & Bar Graphs · 6

How many for Room 4 and Room 3 together?

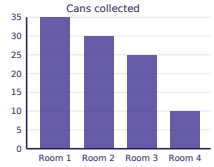

Scaled Picture Graphs & Bar Graphs · 7

What is the total for all the categories?

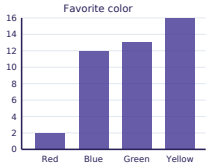

Scaled Picture Graphs & Bar Graphs · 8

What number does the graph show for Soccer?

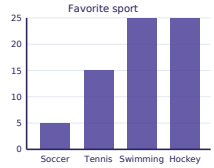

Scaled Picture Graphs & Bar Graphs · 2

ANSWER

15

Scaled Picture Graphs & Bar Graphs · 1

ANSWER

12

Scaled Picture Graphs & Bar Graphs · 4

ANSWER

25

Scaled Picture Graphs & Bar Graphs · 3

ANSWER

20

Scaled Picture Graphs & Bar Graphs · 6

ANSWER

35

Scaled Picture Graphs & Bar Graphs · 5

ANSWER

10

Scaled Picture Graphs & Bar Graphs · 8

ANSWER

5

Scaled Picture Graphs & Bar Graphs · 7

ANSWER

43

How many for Grapes and Bananas together?

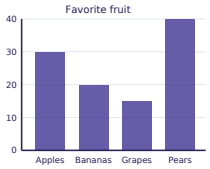

What is the total for all the categories?

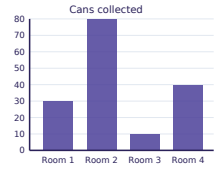

What number does the graph show for Hockey?

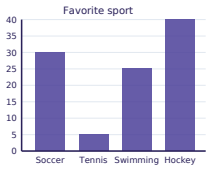

How many more for Room 1 than for Room 4?

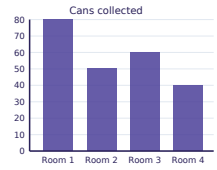

What number does the graph show for Tennis?

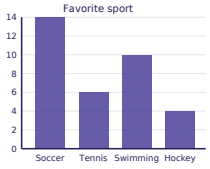

How many more for Apples than for Grapes?

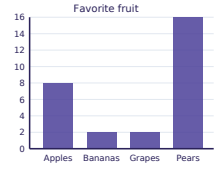

How many for Pears and Bananas together?

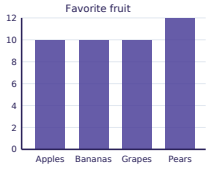

What is the total for all the categories?

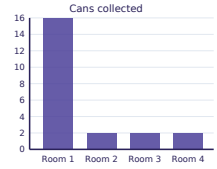

Scaled Picture Graphs & Bar Graphs · 10

ANSWER

160

Scaled Picture Graphs & Bar Graphs · 9

ANSWER

35

Scaled Picture Graphs & Bar Graphs · 12

ANSWER

40

Scaled Picture Graphs & Bar Graphs · 11

ANSWER

40

Scaled Picture Graphs & Bar Graphs · 14

ANSWER

6

Scaled Picture Graphs & Bar Graphs · 13

ANSWER

6

Scaled Picture Graphs & Bar Graphs · 16

ANSWER

22

Scaled Picture Graphs & Bar Graphs · 15

ANSWER

22

How many more for Tennis than for Swimming?

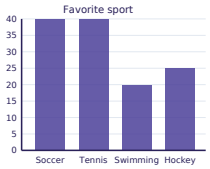

How many for Fri and Tue together?

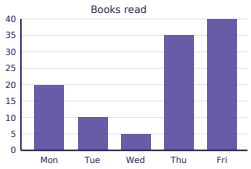

What is the total for all the categories?

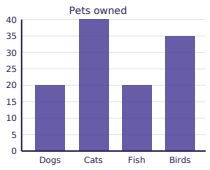

What number does the graph show for Apples?

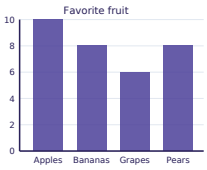

How many for Fri and Tue together?



What is the total for all the categories?

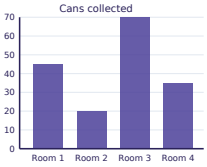

What number does the graph show for Hockey?

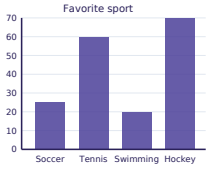

How many more for Green than for Blue?

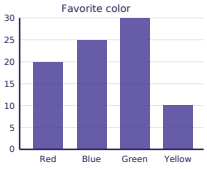

Scaled Picture Graphs & Bar Graphs · 18

ANSWER

50

Scaled Picture Graphs & Bar Graphs · 17

ANSWER

20

Scaled Picture Graphs & Bar Graphs · 20

ANSWER

10

Scaled Picture Graphs & Bar Graphs · 19

ANSWER

115

Scaled Picture Graphs & Bar Graphs · 22

ANSWER

170

Scaled Picture Graphs & Bar Graphs · 21

ANSWER

40

Scaled Picture Graphs & Bar Graphs · 24

ANSWER

5

Scaled Picture Graphs & Bar Graphs · 23

ANSWER

70