Equivalent Fractions with Models · 1

$\frac{1}{2} = \frac{\quad}{6}$

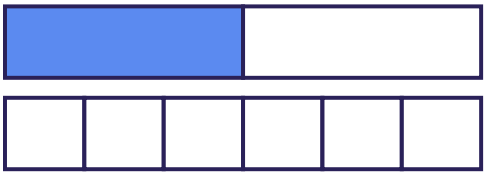

Equivalent Fractions with Models · 2

$\frac{4}{6} = \frac{\quad}{3}$

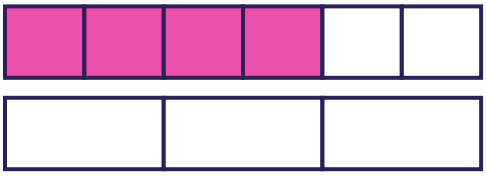

Equivalent Fractions with Models · 3

$\frac{2}{3} = \frac{\quad}{6}$

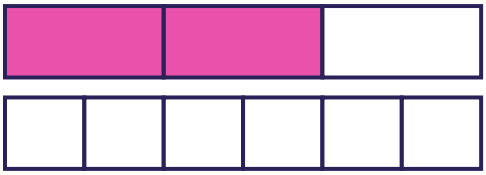

Equivalent Fractions with Models · 4

$\frac{2}{3}$ of the first circle is shaded. How many parts of the second circle must be shaded to show the same amount?

$\frac{\quad}{6}$

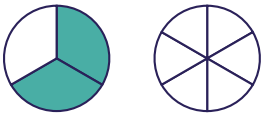

Equivalent Fractions with Models · 5

$\frac{1}{2} = \frac{\quad}{8}$

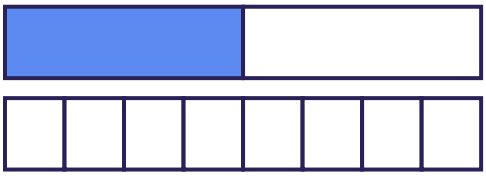

Equivalent Fractions with Models · 6

$\frac{2}{6} = \frac{\quad}{3}$

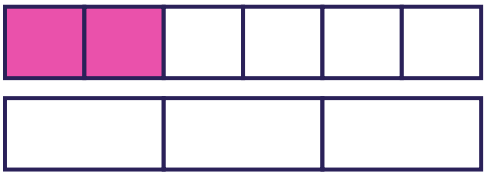

Equivalent Fractions with Models · 7

$\frac{3}{4}$ of the first circle is shaded. How many parts of the second circle must be shaded to show the same amount?

$\frac{\quad}{8}$

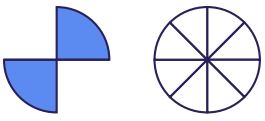

Equivalent Fractions with Models · 8

$\frac{1}{3} = \frac{\quad}{6}$



Equivalent Fractions with Models · 2

ANSWER

2

Equivalent Fractions with Models · 1

ANSWER

3

Equivalent Fractions with Models · 4

ANSWER

4

Equivalent Fractions with Models · 3

ANSWER

4

Equivalent Fractions with Models · 6

ANSWER

1

Equivalent Fractions with Models · 5

ANSWER

4

Equivalent Fractions with Models · 8

ANSWER

2

Equivalent Fractions with Models · 7

ANSWER

6

Equivalent Fractions with Models · 9

$\frac{1}{3} = \frac{\quad}{6}$

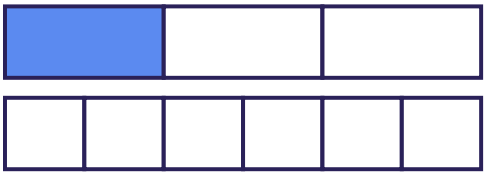

Equivalent Fractions with Models · 10

$\frac{4}{8} = \frac{\quad}{2}$

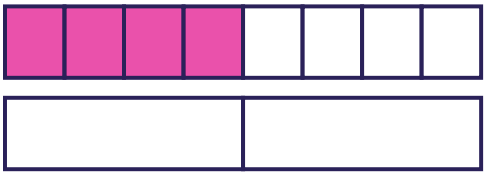

Equivalent Fractions with Models · 11

$\frac{1}{2} = \frac{\quad}{8}$

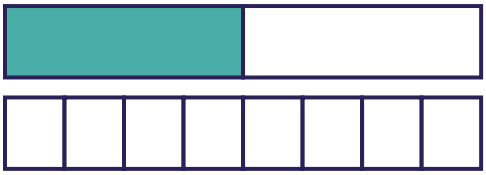

Equivalent Fractions with Models · 12

$\frac{1}{2}$ of the first circle is shaded. How many parts of the second circle must be shaded to show the same amount?

$\frac{\quad}{8}$

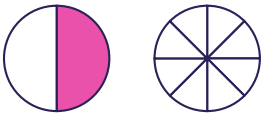

Equivalent Fractions with Models · 13

$\frac{3}{4} = \frac{\quad}{8}$

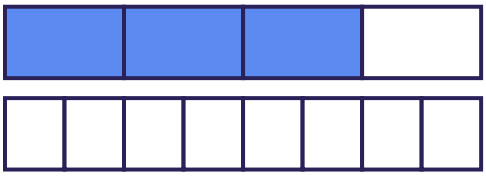

Equivalent Fractions with Models · 14

$\frac{2}{6} = \frac{\quad}{3}$



Equivalent Fractions with Models · 15

$\frac{2}{4}$ of the first circle is shaded. How many parts of the second circle must be shaded to show the same amount?

$\frac{\quad}{8}$

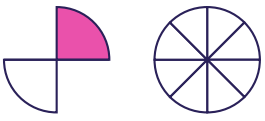

Equivalent Fractions with Models · 16

$\frac{1}{4} = \frac{\quad}{8}$

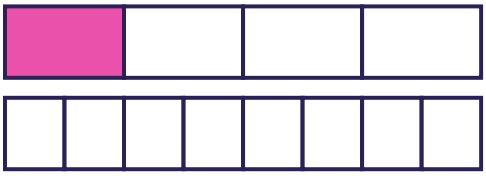

Equivalent Fractions with Models · 10

ANSWER

1

Equivalent Fractions with Models · 9

ANSWER

2

Equivalent Fractions with Models · 12

ANSWER

4

Equivalent Fractions with Models · 11

ANSWER

4

Equivalent Fractions with Models · 14

ANSWER

1

Equivalent Fractions with Models · 13

ANSWER

6

Equivalent Fractions with Models · 16

ANSWER

2

Equivalent Fractions with Models · 15

ANSWER

4

Equivalent Fractions with Models · 17

$\frac{1}{2} = \frac{\quad}{4}$

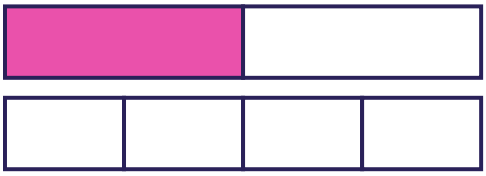

Equivalent Fractions with Models · 18

$\frac{6}{8} = \frac{\quad}{4}$

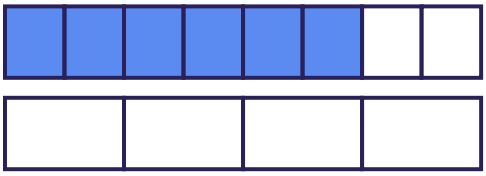

Equivalent Fractions with Models · 19

$\frac{1}{2} = \frac{\quad}{8}$

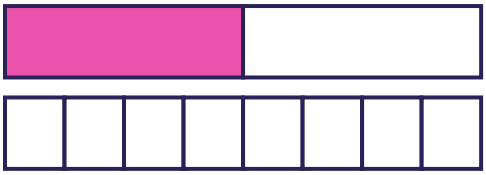

Equivalent Fractions with Models · 20

$\frac{1}{2}$ of the first circle is shaded. How many parts of the second circle must be shaded to show the same amount?

$\frac{\quad}{4}$

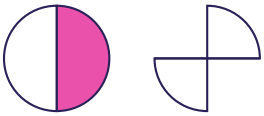

Equivalent Fractions with Models · 21

$\frac{2}{4} = \frac{\quad}{2}$

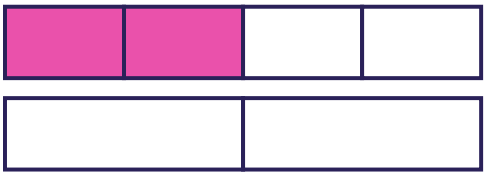

Equivalent Fractions with Models · 22

$\frac{2}{4}$ of the first circle is shaded. How many parts of the second circle must be shaded to show the same amount?

$\frac{\quad}{8}$



Equivalent Fractions with Models · 23

$\frac{1}{3} = \frac{\quad}{6}$

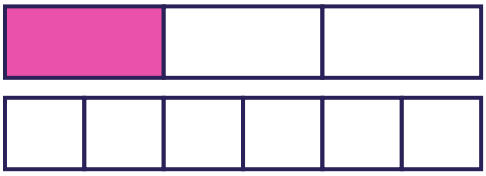

Equivalent Fractions with Models · 24

$\frac{4}{8} = \frac{\quad}{2}$

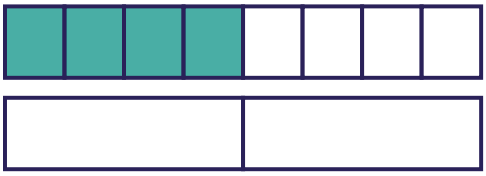

Equivalent Fractions with Models · 18

ANSWER

3

Equivalent Fractions with Models · 17

ANSWER

2

Equivalent Fractions with Models · 20

ANSWER

2

Equivalent Fractions with Models · 19

ANSWER

4

Equivalent Fractions with Models · 22

ANSWER

4

Equivalent Fractions with Models · 21

ANSWER

1

Equivalent Fractions with Models · 24

ANSWER

1

Equivalent Fractions with Models · 23

ANSWER

2