Task card 1 Data & Graphing

Use the bar graph. Which category has the greatest amount?

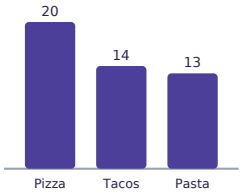

Task card 2 Data & Graphing

Use the bar graph. What is the difference between summer and spring?

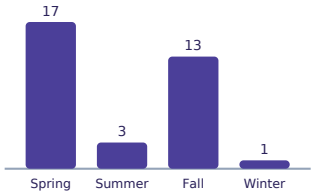

Task card 3 Data & Graphing

Use the bar graph. Which category has the least amount?

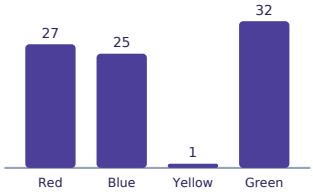

Task card 4 Data & Graphing

Use the bar graph. What is the total?

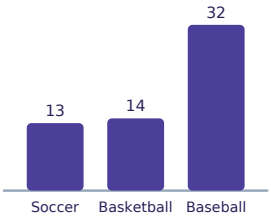

Task card 5 Data & Graphing

Use the bar graph. What is the total?

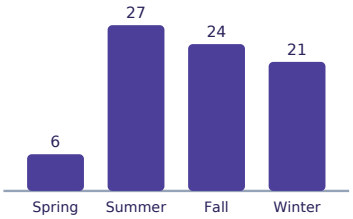

Task card 6 Data & Graphing

Use the bar graph. What is the total?

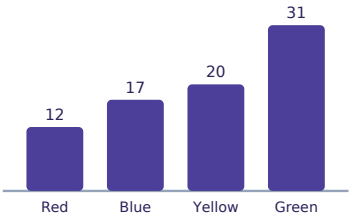

Task card 7 Data & Graphing

Use the bar graph. Which category has the least amount?

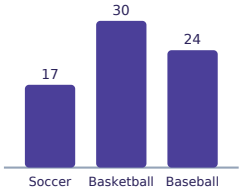

Task card 8 Data & Graphing

Use the bar graph. What is the total?

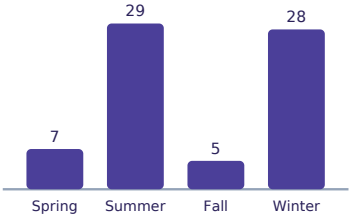

Task card 9 Data & Graphing

Use the bar graph. Which category has the greatest amount?

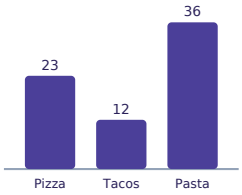

Task card 10 Data & Graphing

Use the bar graph. Which category has the greatest amount?

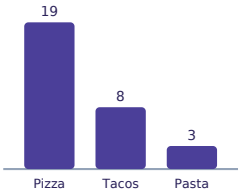

Task card 11 Data & Graphing

Use the bar graph. Which category has the greatest amount?

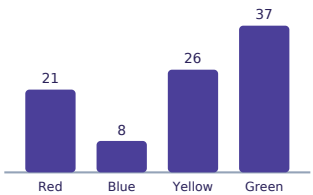

Task card 12 Data & Graphing

Use the bar graph. Which category has the least amount?

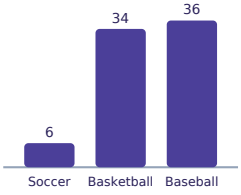

Task card 13 Data & Graphing

Use the bar graph. Which category has the least amount?

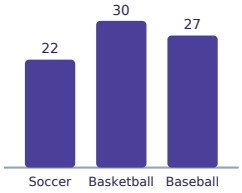

Task card 14 Data & Graphing

Use the bar graph. What is the total?

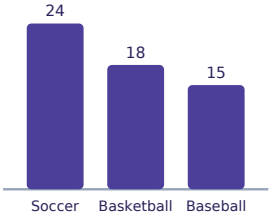

Task card 15 Data & Graphing

Use the bar graph. Which category has the greatest amount?

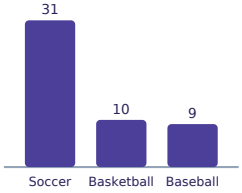

Task card 16 Data & Graphing

Use the bar graph. What is the total?

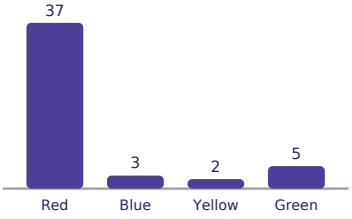

Task card 17 Data & Graphing

Use the bar graph. What is the difference between soccer and basketball?

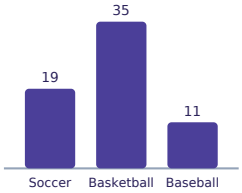

Task card 18 Data & Graphing

Use the bar graph. Which category has the greatest amount?

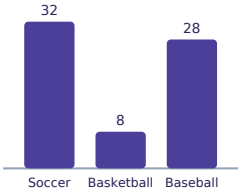

Task card 19 Data & Graphing

Use the bar graph. What is the difference between spring and winter?

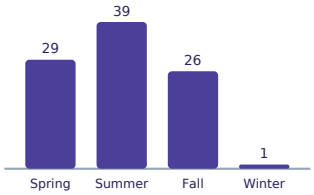

Task card 20 Data & Graphing

Use the bar graph. Which category has the least amount?

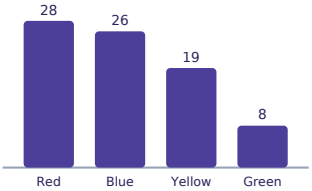

Task card 21 Data & Graphing

Use the bar graph. What is the total?

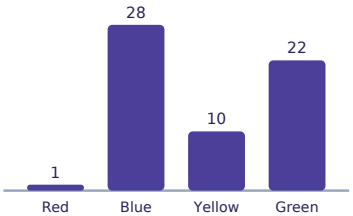

Task card 22 Data & Graphing

Use the bar graph. Which category has the greatest amount?

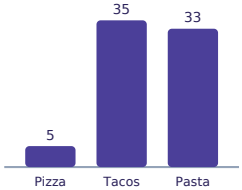

Task card 23 Data & Graphing

Use the bar graph. What is the difference between yellow and green?

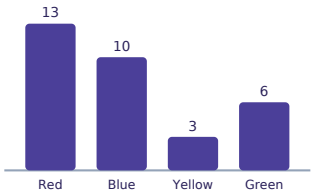

Task card 24 Data & Graphing

Use the bar graph. What is the total?

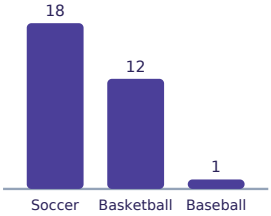

Data & Graphing Task Cards

Recording sheet · Grade 3 · Answer each question about the data.

Name: _____ Date: _____

Scan to check your answers

1	2	3	4
5	6	7	8
9	10	11	12
13	14	15	16
17	18	19	20
21	22	23	24

Data & Graphing Task Cards: Answer Key

Grade 3 · Medium

The answers online

1. pizza	**2.** 14	**3.** yellow
4. 59	**5.** 78	**6.** 80
7. soccer	**8.** 69	**9.** pasta
10. pizza	**11.** green	**12.** soccer
13. soccer	**14.** 57	**15.** soccer
16. 47	**17.** 16	**18.** soccer
19. 28	**20.** green	**21.** 61
22. tacos	**23.** 3	**24.** 31