Picture Graphs · 1

How many kids chose Yogurt?

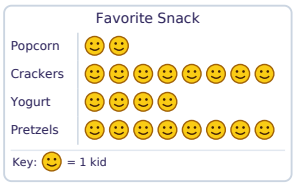

Picture Graphs · 2

How many more kids chose Bananas than Grapes?



Picture Graphs · 3

How many kids chose Summer or Spring in all?



Picture Graphs · 4

Which season did the most kids choose: Spring, Summer, Fall or Winter?

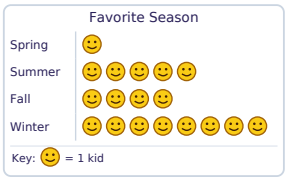

Picture Graphs · 5

How many fewer kids chose Pretzels than Crackers?

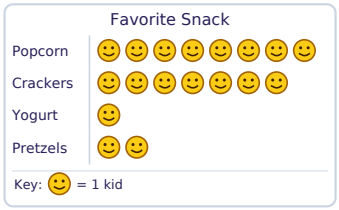

Picture Graphs · 6

How many kids chose Yellow?



Picture Graphs · 7

How many more kids chose Birds than Dogs?



Picture Graphs · 8

How many kids chose Fall or Spring in all?



Picture Graphs · 2

ANSWER

2

Picture Graphs · 1

ANSWER

4

Picture Graphs · 4

ANSWER

Winter

Picture Graphs · 3

ANSWER

12

Picture Graphs · 6

ANSWER

3

Picture Graphs · 5

ANSWER

5

Picture Graphs · 8

ANSWER

4

Picture Graphs · 7

ANSWER

3

Picture Graphs · 9

How many more kids chose Red than Blue?

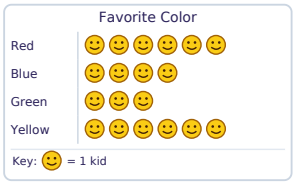

Picture Graphs · 10

How many fewer kids chose Apples than Grapes?



Picture Graphs · 11

How many kids answered the question in all?



Picture Graphs · 12

How many kids chose Fall or Summer in all?

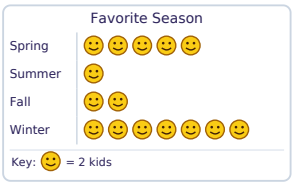

Picture Graphs · 13

Which sport did the fewest kids choose: Soccer, Swimming, Tennis or Hockey?

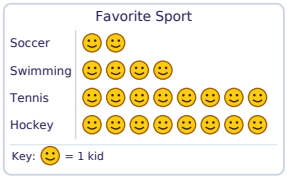

Picture Graphs · 14

How many kids chose Bananas?



Picture Graphs · 15

How many more kids chose Yellow than Green?



Picture Graphs · 16

How many fewer kids chose Birds than Fish?



Picture Graphs · 10

ANSWER

8

Picture Graphs · 9

ANSWER

2

Picture Graphs · 12

ANSWER

6

Picture Graphs · 11

ANSWER

58

Picture Graphs · 14

ANSWER

4

Picture Graphs · 13

ANSWER

Soccer

Picture Graphs · 16

ANSWER

14

Picture Graphs · 15

ANSWER

2

Picture Graphs · 17

How many kids answered the question in all?

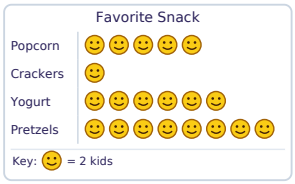

Picture Graphs · 18

How many kids chose Birds or Dogs in all?

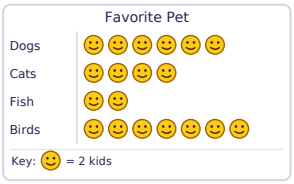

Picture Graphs · 19

Which color did the fewest kids choose: Red, Blue, Green or Yellow?



Picture Graphs · 20

How many kids chose Cats?



Picture Graphs · 21

How many more kids chose Birds than Dogs?

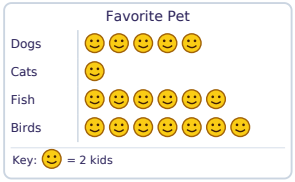

Picture Graphs · 22

How many fewer kids chose Swimming than Soccer?

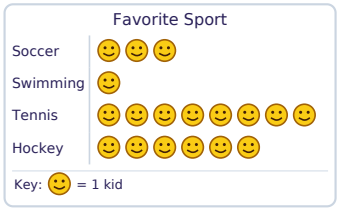

Picture Graphs · 23

How many kids answered the question in all?

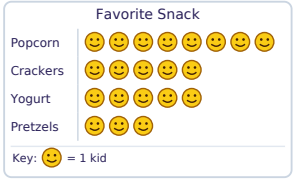

Picture Graphs · 24

How many kids chose Crackers or Yogurt in all?

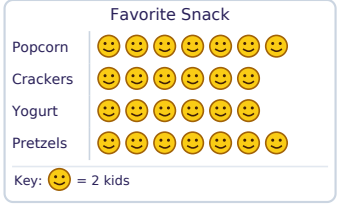

Picture Graphs · 18

ANSWER

26

Picture Graphs · 17

ANSWER

40

Picture Graphs · 20

ANSWER

6

Picture Graphs · 19

ANSWER

Yellow

Picture Graphs · 22

ANSWER

2

Picture Graphs · 21

ANSWER

4

Picture Graphs · 24

ANSWER

24

Picture Graphs · 23

ANSWER

21