Bar Graphs · 1

How many students chose Berry?

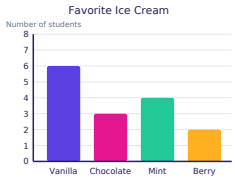

Bar Graphs · 2

How many more students chose Yellow than Green?

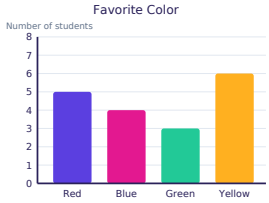

Bar Graphs · 3

Which flavor did the most students choose?

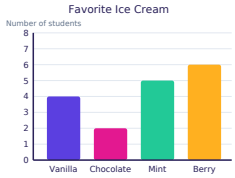

Bar Graphs · 4

How many students chose Birds or Dogs?

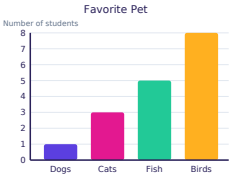

Bar Graphs · 5

Which sport did the fewest students choose?

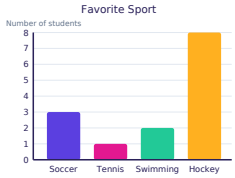

Bar Graphs · 6

How many fewer students chose Mint than Chocolate?

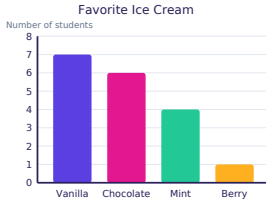

Bar Graphs · 7

How many students chose Tennis?

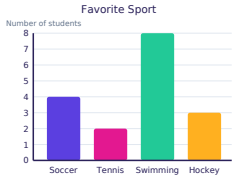

Bar Graphs · 8

How many more students chose Soccer than Hockey?

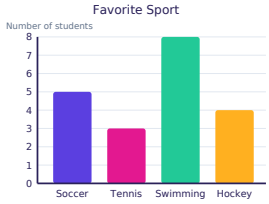

Bar Graphs · 2

ANSWER

3

Bar Graphs · 1

ANSWER

2

Bar Graphs · 4

ANSWER

9

Bar Graphs · 3

ANSWER

Berry

Bar Graphs · 6

ANSWER

2

Bar Graphs · 5

ANSWER

Tennis

Bar Graphs · 8

ANSWER

1

Bar Graphs · 7

ANSWER

2

Bar Graphs · 9

How many more students chose Fall than Winter?

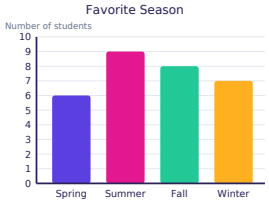

Bar Graphs · 10

How many students chose Vanilla or Berry?

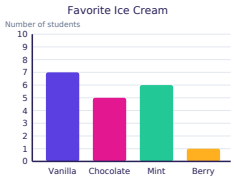

Bar Graphs · 11

How many students voted in all?

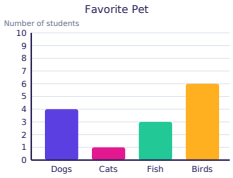

Bar Graphs · 12

How many fewer students chose Fish than Birds?

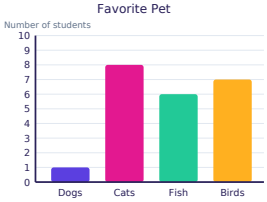

Bar Graphs · 13

How many students chose Fall?

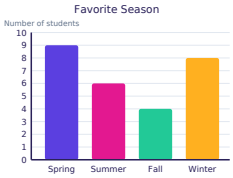

Bar Graphs · 14

Which fruit did the most students choose?

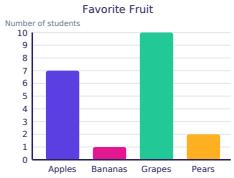

Bar Graphs · 15

How many more students chose Summer than Fall?

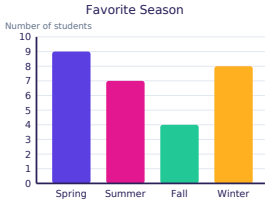

Bar Graphs · 16

How many students chose Fish or Dogs?

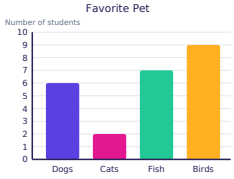

Bar Graphs · 10

ANSWER

8

Bar Graphs · 9

ANSWER

1

Bar Graphs · 12

ANSWER

1

Bar Graphs · 11

ANSWER

14

Bar Graphs · 14

ANSWER

Grapes

Bar Graphs · 13

ANSWER

4

Bar Graphs · 16

ANSWER

13

Bar Graphs · 15

ANSWER

3

Bar Graphs · 17

How many more students chose Salad than Pizza?

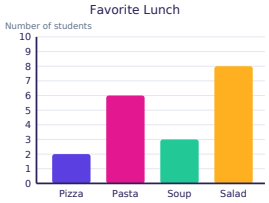

Bar Graphs · 18

How many students chose Green or Blue?

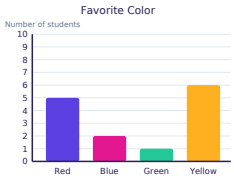

Bar Graphs · 19

How many students voted in all?

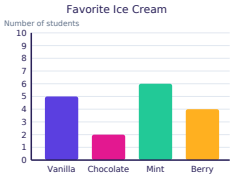

Bar Graphs · 20

How many fewer students chose Cats than Fish?

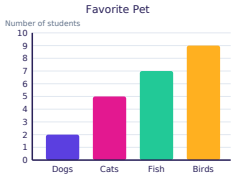

Bar Graphs · 21

How many students chose Apples?

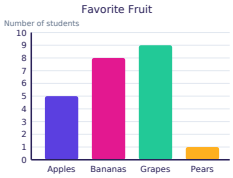

Bar Graphs · 22

Which fruit did the most students choose?

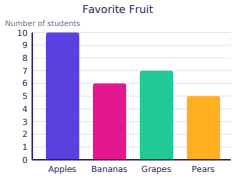

Bar Graphs · 23

How many more students chose Grapes than Apples?

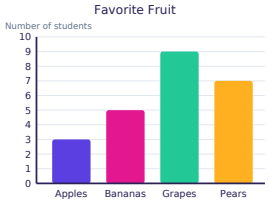

Bar Graphs · 24

How many students chose Soup or Pizza?

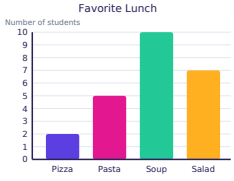

Bar Graphs · 18

ANSWER

3

Bar Graphs · 17

ANSWER

6

Bar Graphs · 20

ANSWER

2

Bar Graphs · 19

ANSWER

17

Bar Graphs · 22

ANSWER

Apples

Bar Graphs · 21

ANSWER

5

Bar Graphs · 24

ANSWER

12

Bar Graphs · 23

ANSWER

6