Task card 1 Graphs of Sine & Cosine

For y = -3sin(6x): What is the maximum value of y?

Task card 2 Graphs of Sine & Cosine

The graph shows a sine or cosine curve. What is the equation of the midline?

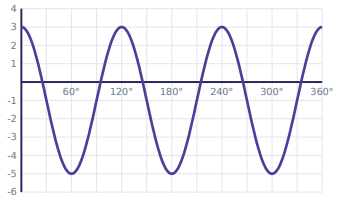

Task card 3 Graphs of Sine & Cosine

For y = 4cos(6x) - 3: What is the equation of the midline?

Task card 4 Graphs of Sine & Cosine

The graph shows a sine or cosine curve. What is the equation of the midline?

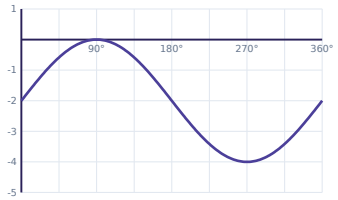

Task card 5 Graphs of Sine & Cosine

For y = 3sin(x) + 3: What is the period, in degrees?

Task card 6 Graphs of Sine & Cosine

The graph shows a sine or cosine curve. What is the equation of the midline?

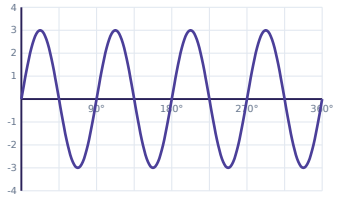

Task card 7 Graphs of Sine & Cosine

For y = 2sin(6x) + 4: What is the maximum value of y?

Task card 8 Graphs of Sine & Cosine

The graph shows a sine or cosine curve. What is the period, in degrees?

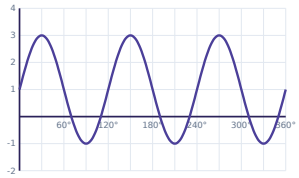

Task card 9 Graphs of Sine & Cosine

For y = -6sin(x) + 5: What is the maximum value of y?

Task card 10 Graphs of Sine & Cosine

The graph shows a sine or cosine curve. What is the period, in degrees?

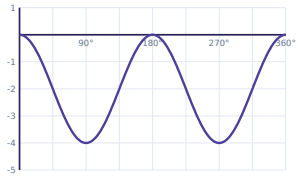

Task card 11 Graphs of Sine & Cosine

For y = -sin(2x) + 1: What is the period, in degrees?

Task card 12 Graphs of Sine & Cosine

The graph shows a sine or cosine curve. What is the equation of the midline?

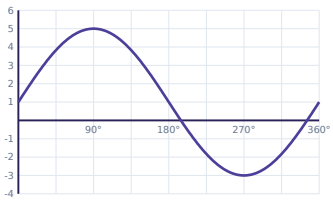

Task card 13 Graphs of Sine & Cosine

For y = 5cos(2(x + 45°)) + 2: What is the phase shift, in degrees? (Use a negative number for a shift to the left.)

Task card 14 Graphs of Sine & Cosine

The graph shows a sine or cosine curve. What is the minimum value of y?

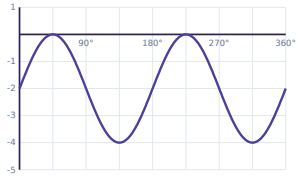

Task card 15 Graphs of Sine & Cosine

For y = 3sin(8x) + 2: What is the period, in degrees?

Task card 16 Graphs of Sine & Cosine

The graph shows a sine or cosine curve. What is the minimum value of y?

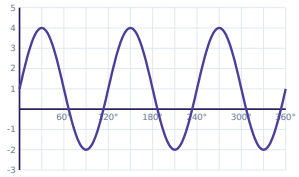

Task card 17 Graphs of Sine & Cosine

For y = -cos(2(x + 45°)) - 4: What is the minimum value of y?

Task card 18 Graphs of Sine & Cosine

The graph shows a sine or cosine curve. What is the period, in degrees?

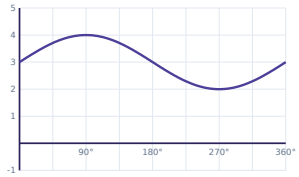

Task card 19 Graphs of Sine & Cosine

For y = 2cos(8x): What is the equation of the midline?

Task card 20 Graphs of Sine & Cosine

The graph shows a sine or cosine curve. What is the equation of the midline?

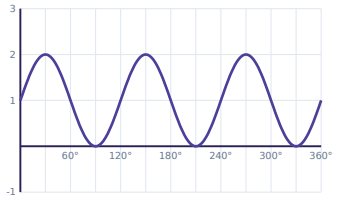

Task card 21 Graphs of Sine & Cosine

For y = -3cos(8(x - 45°)): What is the phase shift, in degrees? (Use a negative number for a shift to the left.)

Task card 22 Graphs of Sine & Cosine

The graph shows a sine or cosine curve. What is the period, in degrees?

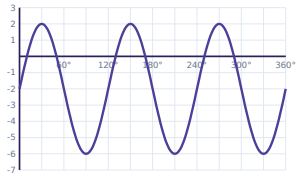

Task card 23 Graphs of Sine & Cosine

For y = -4sin(3(x - 15°)) - 3: What is the phase shift, in degrees? (Use a negative number for a shift to the left.)

Task card 24 Graphs of Sine & Cosine

The graph shows a sine or cosine curve. What is the period, in degrees?

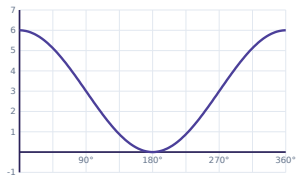

Graphs of Sine & Cosine Task Cards

Recording sheet · Grade 12 · Answer each question. x is measured in degrees; give periods and phase shifts in degrees and the midline as y = k.

Name: _____ Date: _____

Scan to check your answers

1	2	3	4
5	6	7	8
9	10	11	12
13	14	15	16
17	18	19	20
21	22	23	24

Graphs of Sine & Cosine Task Cards: Answer Key

Grade 12 · Medium

The answers online

1. 3	**2.** y = -1	**3.** y = -3
4. y = -2	**5.** 360°	**6.** y = 0
7. 6	**8.** 120°	**9.** 11
10. 180°	**11.** 180°	**12.** y = 1
13. -45°	**14.** -4	**15.** 45°
16. -2	**17.** -5	**18.** 360°
19. y = 0	**20.** y = 1	**21.** 45°
22. 120°	**23.** 15°	**24.** 360°