Task card 1 Graphs of Sine & Cosine

For y = 3cos(4(x - 30°)) + 4: What is the phase shift, in degrees? (Use a negative number for a shift to the left.)

Task card 2 Graphs of Sine & Cosine

The graph shows a sine or cosine curve. What is the minimum value of y?

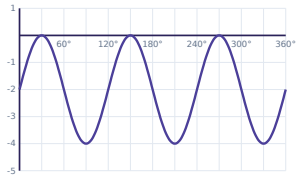

Task card 3 Graphs of Sine & Cosine

For $y = 4\sin(\frac{x}{2}) + 4$: What is the minimum value of y?

Task card 4 Graphs of Sine & Cosine

The graph shows a sine or cosine curve. What is the period, in degrees?

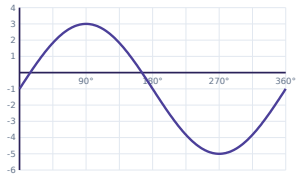

Task card 5 Graphs of Sine & Cosine

For y = -sin(x + 15°) - 4: What is the maximum value of y?

Task card 6 Graphs of Sine & Cosine

The graph shows a sine or cosine curve. What is the period, in degrees?

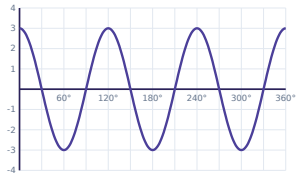

Task card 7 Graphs of Sine & Cosine

For $y = 5\cos(8(x + 60°)) + 5$: What is the phase shift, in degrees? (Use a negative number for a shift to the left.)

Task card 8 Graphs of Sine & Cosine

The graph shows a sine or cosine curve. What is the period, in degrees?

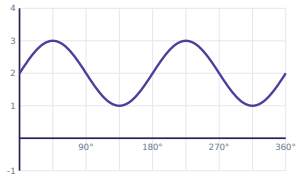

Task card 9 Graphs of Sine & Cosine

For $y = 5\cos(5x) + 2$: What is the minimum value of y?

Task card 10 Graphs of Sine & Cosine

The graph shows a sine or cosine curve. What is the minimum value of y?

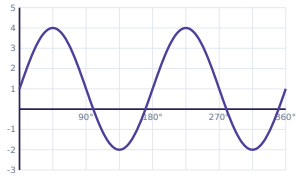

Task card 11 Graphs of Sine & Cosine

For $y = \sin(\frac{x}{2}) - 4$: What is the maximum value of y?

Task card 12 Graphs of Sine & Cosine

The graph shows a sine or cosine curve. What is the equation of the midline?

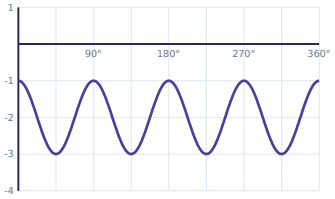

Task card 13 Graphs of Sine & Cosine

For y = -4sin(3(x + 60°)) - 5: What is the phase shift, in degrees? (Use a negative number for a shift to the left.)

Task card 14 Graphs of Sine & Cosine

The graph shows a sine or cosine curve. What is the maximum value of y?

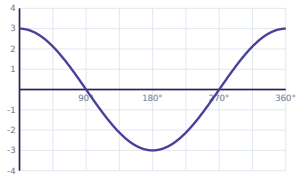

Task card 15 Graphs of Sine & Cosine

For y = -3sin(4(x - 60°)) - 2: What is the phase shift, in degrees? (Use a negative number for a shift to the left.)

Task card 16 Graphs of Sine & Cosine

The graph shows a sine or cosine curve. What is the minimum value of y?

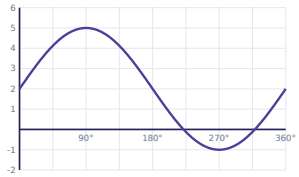

Task card 17 Graphs of Sine & Cosine

For y = 4sin(x) + 4: What is the minimum value of y?

Task card 18 Graphs of Sine & Cosine

The graph shows a sine or cosine curve. What is the equation of the midline?

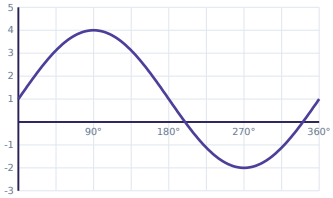

Task card 19 Graphs of Sine & Cosine

For y = cos(8x) - 3: What is the maximum value of y?

Task card 20 Graphs of Sine & Cosine

The graph shows a sine or cosine curve. What is the maximum value of y?

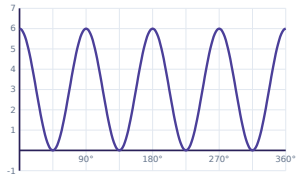

Task card 21 Graphs of Sine & Cosine

For y = cos(4(x - 60°)) + 1: What is the phase shift, in degrees? (Use a negative number for a shift to the left.)

Task card 22 Graphs of Sine & Cosine

The graph shows a sine or cosine curve. What is the equation of the midline?

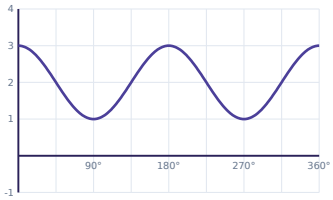

Task card 23 Graphs of Sine & Cosine

For y = 5sin(x + 30°) - 3: What is the phase shift, in degrees? (Use a negative number for a shift to the left.)

Task card 24 Graphs of Sine & Cosine

The graph shows a sine or cosine curve. What is the minimum value of y?

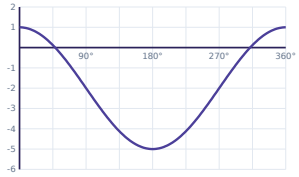

Graphs of Sine & Cosine Task Cards

Recording sheet · Grade 12 · Answer each question. x is measured in degrees; give periods and phase shifts in degrees and the midline as y = k.

Scan to check your answers

Name: _____ Date: _____

1	2	3	4
5	6	7	8
9	10	11	12
13	14	15	16
17	18	19	20
21	22	23	24

Graphs of Sine & Cosine Task Cards: Answer Key

Grade 12 · Hard

The answers online

1. 30°	**2.** -4	**3.** 0
4. 360°	**5.** -3	**6.** 120°
7. -60°	**8.** 180°	**9.** -3
10. -2	**11.** -3	**12.** y = -2
13. -60°	**14.** 3	**15.** 60°
16. -1	**17.** 0	**18.** y = 1
19. -2	**20.** 6	**21.** 60°
22. y = 2	**23.** -30°	**24.** -5