Graphs of Sine & Cosine · 1

For y = -3sin(6x): What is the maximum value of y?

Graphs of Sine & Cosine · 2

The graph shows a sine or cosine curve. What is the equation of the midline?

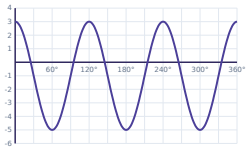

Graphs of Sine & Cosine · 3

For y = 4cos(6x) - 3: What is the equation of the midline?

Graphs of Sine & Cosine · 4

The graph shows a sine or cosine curve. What is the equation of the midline?

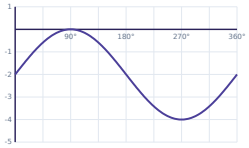

Graphs of Sine & Cosine · 5

For y = 3sin(x) + 3: What is the period, in degrees?

Graphs of Sine & Cosine · 6

The graph shows a sine or cosine curve. What is the equation of the midline?

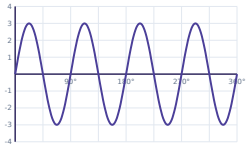

Graphs of Sine & Cosine · 7

For y = 2sin(6x) + 4: What is the maximum value of y?

Graphs of Sine & Cosine · 8

The graph shows a sine or cosine curve. What is the period, in degrees?

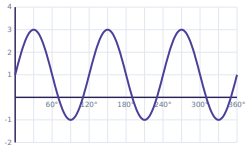

Graphs of Sine & Cosine · 2

ANSWER

y = -1

Graphs of Sine & Cosine · 1

ANSWER

3

Graphs of Sine & Cosine · 4

ANSWER

y = -2

Graphs of Sine & Cosine · 3

ANSWER

y = -3

Graphs of Sine & Cosine · 6

ANSWER

y = 0

Graphs of Sine & Cosine · 5

ANSWER

360°

Graphs of Sine & Cosine · 8

ANSWER

120°

Graphs of Sine & Cosine · 7

ANSWER

6

Graphs of Sine & Cosine · 9

For y = -6sin(x) + 5: What is the maximum value of y?

Graphs of Sine & Cosine · 10

The graph shows a sine or cosine curve. What is the period, in degrees?

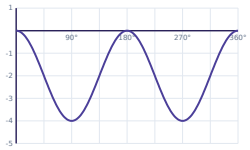

Graphs of Sine & Cosine · 11

For y = -sin(2x) + 1: What is the period, in degrees?

Graphs of Sine & Cosine · 12

The graph shows a sine or cosine curve. What is the equation of the midline?

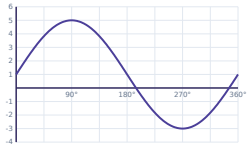

Graphs of Sine & Cosine · 13

For y = 5cos(2(x + 45°)) + 2: What is the phase shift, in degrees? (Use a negative number for a shift to the left.)

Graphs of Sine & Cosine · 14

The graph shows a sine or cosine curve. What is the minimum value of y?

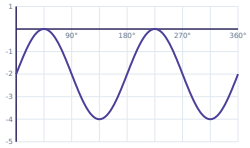

Graphs of Sine & Cosine · 15

For y = 3sin(8x) + 2: What is the period, in degrees?

Graphs of Sine & Cosine · 16

The graph shows a sine or cosine curve. What is the minimum value of y?

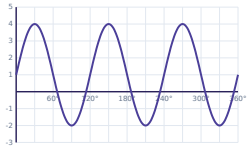

Graphs of Sine & Cosine · 10

ANSWER

180°

Graphs of Sine & Cosine · 9

ANSWER

11

Graphs of Sine & Cosine · 12

ANSWER

y = 1

Graphs of Sine & Cosine · 11

ANSWER

180°

Graphs of Sine & Cosine · 14

ANSWER

-4

Graphs of Sine & Cosine · 13

ANSWER

-45°

Graphs of Sine & Cosine · 16

ANSWER

-2

Graphs of Sine & Cosine · 15

ANSWER

45°

Graphs of Sine & Cosine · 17

For y = -cos(2(x + 45°)) - 4: What is the minimum value of y?

Graphs of Sine & Cosine · 18

The graph shows a sine or cosine curve. What is the period, in degrees?

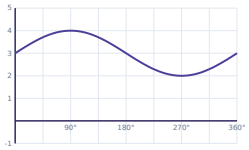

Graphs of Sine & Cosine · 19

For y = 2cos(8x): What is the equation of the midline?

Graphs of Sine & Cosine · 20

The graph shows a sine or cosine curve. What is the equation of the midline?

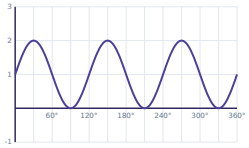

Graphs of Sine & Cosine · 21

For y = -3cos(8(x - 45°)): What is the phase shift, in degrees? (Use a negative number for a shift to the left.)

Graphs of Sine & Cosine · 22

The graph shows a sine or cosine curve. What is the period, in degrees?

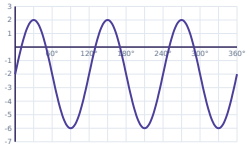

Graphs of Sine & Cosine · 23

For y = -4sin(3(x - 15°)) - 3: What is the phase shift, in degrees? (Use a negative number for a shift to the left.)

Graphs of Sine & Cosine · 24

The graph shows a sine or cosine curve. What is the period, in degrees?

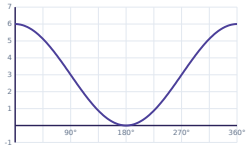

Graphs of Sine & Cosine · 18

ANSWER

360°

Graphs of Sine & Cosine · 17

ANSWER

-5

Graphs of Sine & Cosine · 20

ANSWER

y = 1

Graphs of Sine & Cosine · 19

ANSWER

y = 0

Graphs of Sine & Cosine · 22

ANSWER

120°

Graphs of Sine & Cosine · 21

ANSWER

45°

Graphs of Sine & Cosine · 24

ANSWER

360°

Graphs of Sine & Cosine · 23

ANSWER

15°