Graphs of Sine & Cosine · 1

For y = 3cos(4(x - 30°)) + 4: What is the phase shift, in degrees? (Use a negative number for a shift to the left.)

Graphs of Sine & Cosine · 2

The graph shows a sine or cosine curve. What is the minimum value of y?

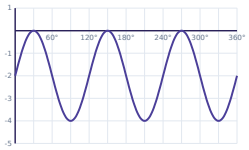


Graphs of Sine & Cosine · 3

For $y = 4\sin(\frac{x}{2}) + 4$:

What is the minimum value of y?

Graphs of Sine & Cosine · 4

The graph shows a sine or cosine curve. What is the period, in degrees?

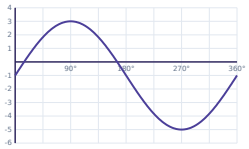


Graphs of Sine & Cosine · 5

For y = -sin(x + 15°) - 4: What is the maximum value of y?

Graphs of Sine & Cosine · 6

The graph shows a sine or cosine curve. What is the period, in degrees?

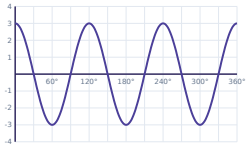


Graphs of Sine & Cosine · 7

For y = 5cos(8(x + 60°)) + 5: What is the phase shift, in degrees? (Use a negative number for a shift to the left.)

Graphs of Sine & Cosine · 8

The graph shows a sine or cosine curve. What is the period, in degrees?

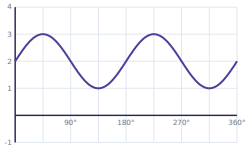

Graphs of Sine & Cosine · 2

**ANSWER**

**-4**

Graphs of Sine & Cosine · 1

**ANSWER**

**30°**

Graphs of Sine & Cosine · 4

**ANSWER**

**360°**

Graphs of Sine & Cosine · 3

**ANSWER**

**0**

Graphs of Sine & Cosine · 6

**ANSWER**

**120°**

Graphs of Sine & Cosine · 5

**ANSWER**

**-3**

Graphs of Sine & Cosine · 8

**ANSWER**

**180°**

Graphs of Sine & Cosine · 7

**ANSWER**

**-60°**

Graphs of Sine & Cosine · 9

For y = 5cos(5x) + 2: What is the minimum value of y?

Graphs of Sine & Cosine · 10

The graph shows a sine or cosine curve. What is the minimum value of y?

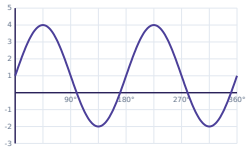


Graphs of Sine & Cosine · 11

For $y = \sin(\frac{x}{2}) - 4$: What is the maximum value of y?

Graphs of Sine & Cosine · 12

The graph shows a sine or cosine curve. What is the equation of the midline?

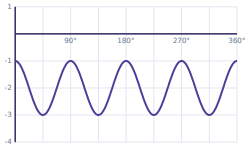


Graphs of Sine & Cosine · 13

For y = -4sin(3(x + 60°)) - 5: What is the phase shift, in degrees? (Use a negative number for a shift to the left.)

Graphs of Sine & Cosine · 14

The graph shows a sine or cosine curve. What is the maximum value of y?

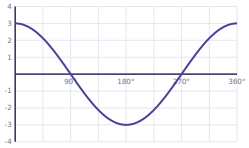


Graphs of Sine & Cosine · 15

For y = -3sin(4(x - 60°)) - 2: What is the phase shift, in degrees? (Use a negative number for a shift to the left.)

Graphs of Sine & Cosine · 16

The graph shows a sine or cosine curve. What is the minimum value of y?

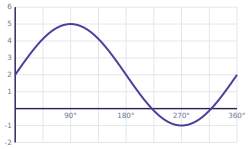

Graphs of Sine & Cosine · 10

**ANSWER**

**-2**

Graphs of Sine & Cosine · 9

**ANSWER**

**-3**

Graphs of Sine & Cosine · 12

**ANSWER**

**y = -2**

Graphs of Sine & Cosine · 11

**ANSWER**

**-3**

Graphs of Sine & Cosine · 14

**ANSWER**

**3**

Graphs of Sine & Cosine · 13

**ANSWER**

**-60°**

Graphs of Sine & Cosine · 16

**ANSWER**

**-1**

Graphs of Sine & Cosine · 15

**ANSWER**

**60°**

Graphs of Sine & Cosine · 17

For y = 4sin(x) + 4: What is the minimum value of y?

Graphs of Sine & Cosine · 18

The graph shows a sine or cosine curve. What is the equation of the midline?

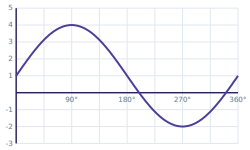


Graphs of Sine & Cosine · 19

For y = cos(8x) - 3: What is the maximum value of y?

Graphs of Sine & Cosine · 20

The graph shows a sine or cosine curve. What is the maximum value of y?

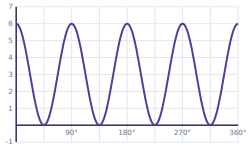


Graphs of Sine & Cosine · 21

For y = cos(4(x - 60°)) + 1: What is the phase shift, in degrees? (Use a negative number for a shift to the left.)

Graphs of Sine & Cosine · 22

The graph shows a sine or cosine curve. What is the equation of the midline?

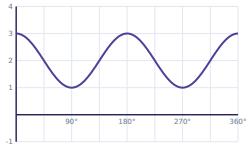


Graphs of Sine & Cosine · 23

For y = 5sin(x + 30°) - 3: What is the phase shift, in degrees? (Use a negative number for a shift to the left.)

Graphs of Sine & Cosine · 24

The graph shows a sine or cosine curve. What is the minimum value of y?

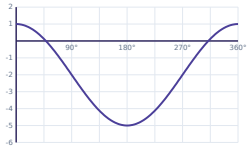

Graphs of Sine & Cosine · 18

**ANSWER**

**y = 1**

Graphs of Sine & Cosine · 17

**ANSWER**

**0**

Graphs of Sine & Cosine · 20

**ANSWER**

**6**

Graphs of Sine & Cosine · 19

**ANSWER**

**-2**

Graphs of Sine & Cosine · 22

**ANSWER**

**y = 2**

Graphs of Sine & Cosine · 21

**ANSWER**

**60°**

Graphs of Sine & Cosine · 24

**ANSWER**

**-5**

Graphs of Sine & Cosine · 23

**ANSWER**

**-30°**