Graphs of Sine & Cosine · 1

For y = cos(2x): What is the period, in degrees?

Graphs of Sine & Cosine · 2

The graph shows a sine or cosine curve. What is the amplitude?

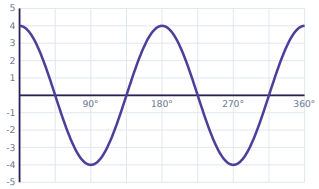

Graphs of Sine & Cosine · 3

For y = 6cos(3x): What is the amplitude?

Graphs of Sine & Cosine · 4

The graph shows a sine or cosine curve. What is the amplitude?



Graphs of Sine & Cosine · 5

For y = 2sin(4x): What is the amplitude?

Graphs of Sine & Cosine · 6

The graph shows a sine or cosine curve. What is the period, in degrees?

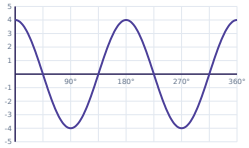

Graphs of Sine & Cosine · 7

For y = 5cos(2x): What is the amplitude?

Graphs of Sine & Cosine · 8

The graph shows a sine or cosine curve. What is the amplitude?

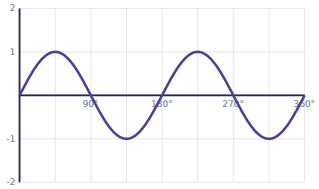

Graphs of Sine & Cosine · 2

ANSWER

4

Graphs of Sine & Cosine · 1

ANSWER

180°

Graphs of Sine & Cosine · 4

ANSWER

2

Graphs of Sine & Cosine · 3

ANSWER

6

Graphs of Sine & Cosine · 6

ANSWER

180°

Graphs of Sine & Cosine · 5

ANSWER

2

Graphs of Sine & Cosine · 8

ANSWER

1

Graphs of Sine & Cosine · 7

ANSWER

5

Graphs of Sine & Cosine · 9

For y = sin(2x): What is the amplitude?

Graphs of Sine & Cosine · 10

The graph shows a sine or cosine curve. What is the period, in degrees?

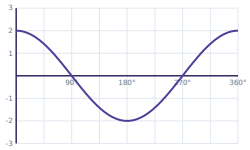

Graphs of Sine & Cosine · 11

For y = 2sin(4x): What is the period, in degrees?

Graphs of Sine & Cosine · 12

The graph shows a sine or cosine curve. What is the period, in degrees?

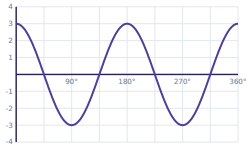

Graphs of Sine & Cosine · 13

For y = 5sin(x): What is the period, in degrees?

Graphs of Sine & Cosine · 14

The graph shows a sine or cosine curve. What is the period, in degrees?

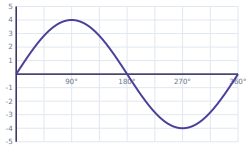

Graphs of Sine & Cosine · 15

The graph shows a sine or cosine curve. What is the period, in degrees?

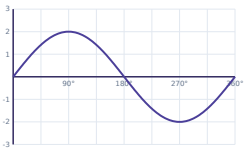

Graphs of Sine & Cosine · 16

For y = 3cos(9x) - 5: What is the amplitude?

Graphs of Sine & Cosine · 10

ANSWER

360°

Graphs of Sine & Cosine · 9

ANSWER

1

Graphs of Sine & Cosine · 12

ANSWER

180°

Graphs of Sine & Cosine · 11

ANSWER

90°

Graphs of Sine & Cosine · 14

ANSWER

360°

Graphs of Sine & Cosine · 13

ANSWER

360°

Graphs of Sine & Cosine · 16

ANSWER

3

Graphs of Sine & Cosine · 15

ANSWER

360°

Graphs of Sine & Cosine · 17

The graph shows a sine or cosine curve. What is the amplitude?

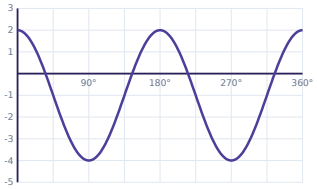

Graphs of Sine & Cosine · 18

For y = 3sin(9x) + 4: What is the period, in degrees?

Graphs of Sine & Cosine · 19

The graph shows a sine or cosine curve. What is the equation of the midline?

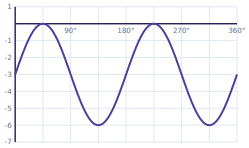

Graphs of Sine & Cosine · 20

For y = -6cos(9x) + 2: What is the amplitude?

Graphs of Sine & Cosine · 21

The graph shows a sine or cosine curve. What is the equation of the midline?

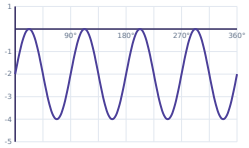

Graphs of Sine & Cosine · 22

For y = -2sin(8x): What is the period, in degrees?

Graphs of Sine & Cosine · 23

The graph shows a sine or cosine curve. What is the amplitude?

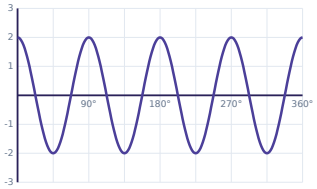

Graphs of Sine & Cosine · 24

For y = 5cos(3x): What is the amplitude?

Graphs of Sine & Cosine · 18

ANSWER

40°

Graphs of Sine & Cosine · 17

ANSWER

3

Graphs of Sine & Cosine · 20

ANSWER

6

Graphs of Sine & Cosine · 19

ANSWER

y = -3

Graphs of Sine & Cosine · 22

ANSWER

45°

Graphs of Sine & Cosine · 21

ANSWER

y = -2

Graphs of Sine & Cosine · 24

ANSWER

5

Graphs of Sine & Cosine · 23

ANSWER

2