Task card 1

Dot Plots: Finding the Median

The dot plot shows the high temperature in °C for 11 days. Each dot stands for one day. The same data as a list: S = [18, 28, 21, 18, 29, 16, 28, 25, 16, 28, 15]. What is the median high temperature in °C?

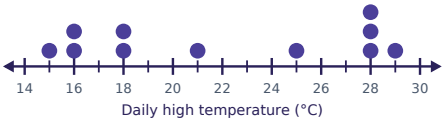

Task card 2

Dot Plots: Finding the Median

The dot plot shows the number of hours of sleep for 12 students. Each dot stands for one student. The same data as a list: S = [6, 12, 11, 4, 3, 3, 10, 7, 7, 4, 10, 7]. What is the median number of hours of sleep?



Task card 3

Dot Plots: Finding the Median

The dot plot shows the high temperature in °C for 11 days. Each dot stands for one day. The same data as a list: S = [20, 25, 19, 23, 25, 13, 18, 25, 21, 19, 14]. What is the median high temperature in °C?

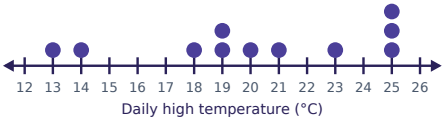

Task card 4

Dot Plots: Finding the Median

The dot plot shows the quiz score for 12 students. Each dot stands for one student. The same data as a list: S = [19, 8, 8, 19, 19, 14, 11, 14, 7, 12, 13, 13]. What is the median quiz score?

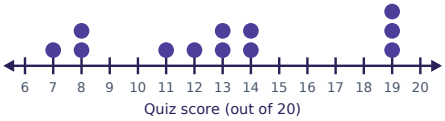

Task card 5

Dot Plots: Finding the Median

The dot plot shows the quiz score for 11 students. Each dot stands for one student. The same data as a list: S = [11, 10, 16, 17, 18, 14, 6, 15, 11, 20, 13]. What is the median quiz score?

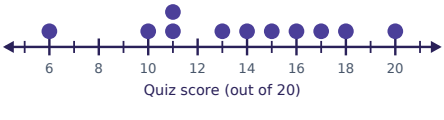

Task card 6

Dot Plots: Finding the Median

The dot plot shows the number of hours of sleep for 12 students. Each dot stands for one student. The same data as a list: S = [8, 8, 6, 5, 3, 3, 6, 11, 11, 12, 7, 10]. What is the median number of hours of sleep?

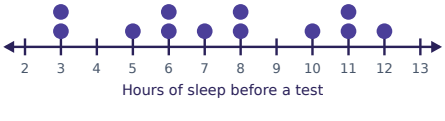

Task card 7

Dot Plots: Finding the Median

The dot plot shows the high temperature in °C for 12 days. Each dot stands for one day. The same data as a list: S = [27, 19, 24, 26, 14, 25, 13, 22, 15, 22, 20, 19]. What is the median high temperature in °C?

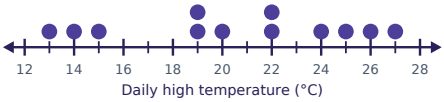

Task card 8

Dot Plots: Finding the Median

The dot plot shows the quiz score for 11 students. Each dot stands for one student. What is the median quiz score?



Task card 9

Dot Plots: Finding the Median

The dot plot shows the number of text messages sent in one hour for 12 teens. Each dot stands for one teen. What is the median number of text messages sent in one hour?



Task card 10

Dot Plots: Finding the Median

The dot plot shows the number of books read over the summer for 11 students. Each dot stands for one student. What is the median number of books read over the summer?

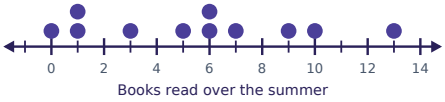

Task card 11

Dot Plots: Finding the Median

The dot plot shows the number of push-ups done in one minute for 12 students. Each dot stands for one student. What is the median number of push-ups done in one minute?

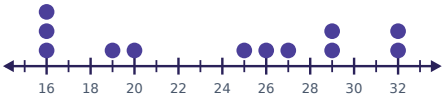

Task card 12

Dot Plots: Finding the Median

The dot plot shows the number of books read over the summer for 11 students. Each dot stands for one student. What is the median number of books read over the summer?

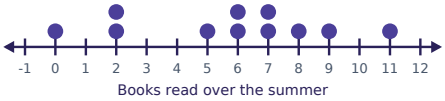

Task card 13

Dot Plots: Finding the Median

The dot plot shows the number of points scored for 12 games. Each dot stands for one game. What is the median number of points scored?

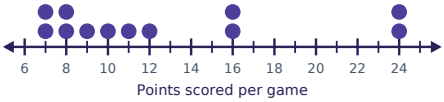

Task card 14

Dot Plots: Finding the Median

The dot plot shows the number of minutes the bus was late for 11 days. Each dot stands for one day. What is the median number of minutes the bus was late?

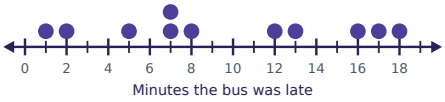

Task card 15

Dot Plots: Finding the Median

The dot plot shows the number of goals scored for 12 matches. Each dot stands for one match. What is the median number of goals scored?

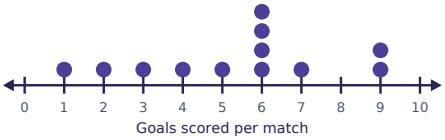

Task card 16

Dot Plots: Finding the Median

The dot plot shows the number of push-ups done in one minute for 13 students. Each dot stands for one student. What is the median number of push-ups done in one minute?

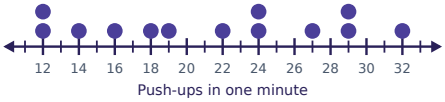

Task card 17

Dot Plots: Finding the Median

The dot plot shows the number of goals scored for 14 matches. Each dot stands for one match. What is the median number of goals scored?



Task card 18

Dot Plots: Finding the Median

The dot plot shows the number of push-ups done in one minute for 13 students. Each dot stands for one student. What is the median number of push-ups done in one minute?

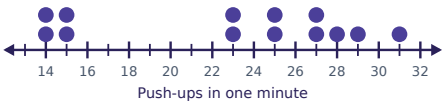

Task card 19

Dot Plots: Finding the Median

The dot plot shows the number of minutes the bus was late for 14 days. Each dot stands for one day. What is the median number of minutes the bus was late?

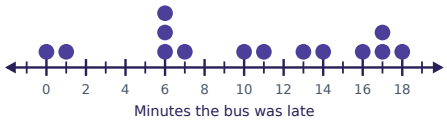

Task card 20

Dot Plots: Finding the Median

The dot plot shows the number of minutes the bus was late for 13 days. Each dot stands for one day. What is the median number of minutes the bus was late?

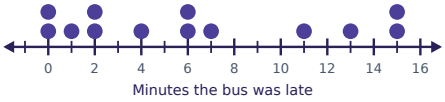

Task card 21

Dot Plots: Finding the Median

The dot plot shows the number of goals scored for 14 matches. Each dot stands for one match. What is the median number of goals scored?



Task card 22

Dot Plots: Finding the Median

The dot plot shows the number of points scored for 13 games. Each dot stands for one game. What is the median number of points scored?



Task card 23

Dot Plots: Finding the Median

The dot plot shows the number of goals scored for 14 matches. Each dot stands for one match. What is the median number of goals scored?



Task card 24

Dot Plots: Finding the Median

The dot plot shows the number of books read over the summer for 11 students. Each dot stands for one student. The same data as a list: S = [5, 8, 11, 13, 0, 11, 6, 12, 0, 3, 4]. What is the median number of books read over the summer?

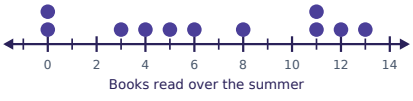

Dot Plots: Finding the Median Task Cards

Recording sheet · Grade 10 · Find the median of the data in each dot plot.

Name: _____ Date: _____

Scan to check your answers

1	2	3	4
5	6	7	8
9	10	11	12
13	14	15	16
17	18	19	20
21	22	23	24

Dot Plots: Finding the Median Task Cards: Answer Key

Grade 10 · Medium

The answers online

1. 21	**2.** 7	**3.** 20
4. 13	**5.** 14	**6.** 7.5
7. 21	**8.** 11	**9.** 8.5
10. 6	**11.** 25.5	**12.** 6
13. 10.5	**14.** 8	**15.** 6
16. 22	**17.** 2	**18.** 25
19. 10.5	**20.** 6	**21.** 4
22. 11	**23.** 2.5	**24.** 6