Task card 1 Dot Plots: Finding the Median

The dot plot shows the number of points scored for 13 games. Each dot stands for one game. What is the median number of points scored?

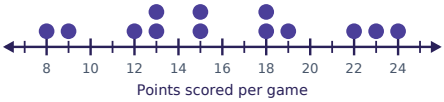

Task card 2 Dot Plots: Finding the Median

The dot plot shows the number of points scored for 14 games. Each dot stands for one game. What is the median number of points scored?

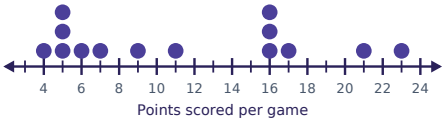

Task card 3 Dot Plots: Finding the Median

The dot plot shows the number of books read over the summer for 13 students. Each dot stands for one student. What is the median number of books read over the summer?



Task card 4 Dot Plots: Finding the Median

The dot plot shows the number of push-ups done in one minute for 14 students. Each dot stands for one student. What is the median number of push-ups done in one minute?

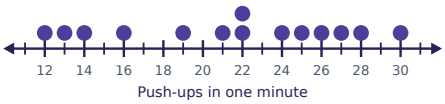

Task card 5 Dot Plots: Finding the Median

The dot plot shows the number of books read over the summer for 13 students. Each dot stands for one student. What is the median number of books read over the summer?

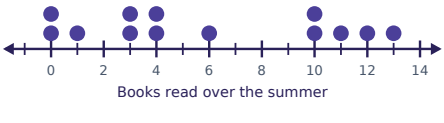

Task card 6 Dot Plots: Finding the Median

The dot plot shows the number of rainy days for 14 months. Each dot stands for one month. What is the median number of rainy days?

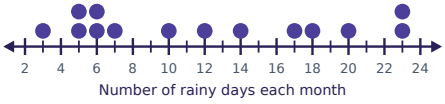

Task card 7 Dot Plots: Finding the Median

The dot plot shows the number of text messages sent in one hour for 13 teens. Each dot stands for one teen. What is the median number of text messages sent in one hour?



Task card 8 Dot Plots: Finding the Median

The dot plot shows the number of push-ups done in one minute for 14 students. Each dot stands for one student. What is the median number of push-ups done in one minute?

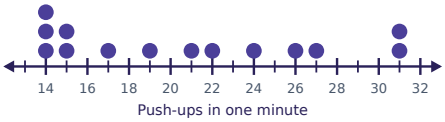

Task card 9 Dot Plots: Finding the Median

The dot plot shows the number of push-ups done in one minute for 15 students. Each dot stands for one student. What is the median number of push-ups done in one minute?

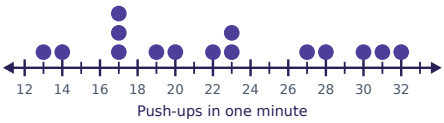

Task card 10 Dot Plots: Finding the Median

The dot plot shows the number of text messages sent in one hour for 16 teens. Each dot stands for one teen. What is the median number of text messages sent in one hour?



Task card 11 Dot Plots: Finding the Median

The dot plot shows the number of minutes the bus was late for 15 days. Each dot stands for one day. What is the median number of minutes the bus was late?

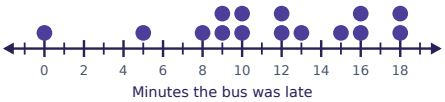

Task card 12 Dot Plots: Finding the Median

The dot plot shows the number of rainy days for 16 months. Each dot stands for one month. What is the median number of rainy days?

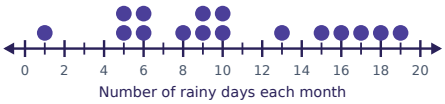

Task card 13 Dot Plots: Finding the Median

The dot plot shows the number of text messages sent in one hour for 15 teens. Each dot stands for one teen. What is the median number of text messages sent in one hour?

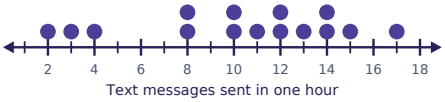

Task card 14 Dot Plots: Finding the Median

The dot plot shows the number of minutes the bus was late for 16 days. Each dot stands for one day. What is the median number of minutes the bus was late?

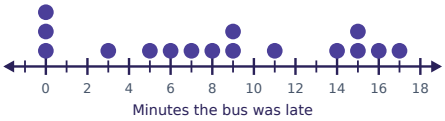

Task card 15 Dot Plots: Finding the Median

The dot plot shows the quiz score for 15 students. Each dot stands for one student. What is the median quiz score?



Task card 16 Dot Plots: Finding the Median

The dot plot shows the high temperature in °C for 16 days. Each dot stands for one day. What is the median high temperature in °C?

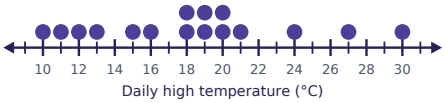

Task card 17 Dot Plots: Finding the Median

The dot plot shows the quiz score for 13 students. Each dot stands for one student. What is the median quiz score?

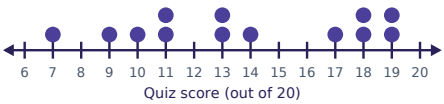

Task card 18 Dot Plots: Finding the Median

The dot plot shows the number of rainy days for 14 months. Each dot stands for one month. What is the median number of rainy days?

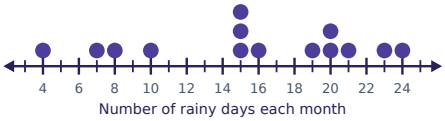

Task card 19 Dot Plots: Finding the Median

The dot plot shows the number of text messages sent in one hour for 13 teens. Each dot stands for one teen. What is the median number of text messages sent in one hour?

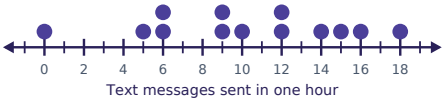

Task card 20 Dot Plots: Finding the Median

The dot plot shows the number of push-ups done in one minute for 14 students. Each dot stands for one student. What is the median number of push-ups done in one minute?

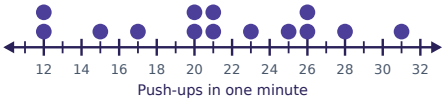

Task card 21 Dot Plots: Finding the Median

The dot plot shows the high temperature in °C for 13 days. Each dot stands for one day. What is the median high temperature in °C?

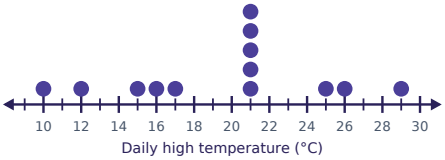

Task card 22 Dot Plots: Finding the Median

The dot plot shows the number of hours of sleep for 14 students. Each dot stands for one student. What is the median number of hours of sleep?



Task card 23 Dot Plots: Finding the Median

The dot plot shows the number of hours of sleep for 13 students. Each dot stands for one student. What is the median number of hours of sleep?



Task card 24 Dot Plots: Finding the Median

The dot plot shows the high temperature in °C for 14 days. Each dot stands for one day. What is the median high temperature in °C?

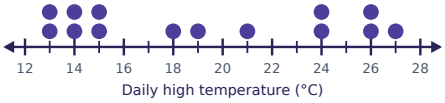

Dot Plots: Finding the Median Task Cards

Recording sheet · Grade 10 · Find the median of the data in each dot plot.

Name: _____ Date: _____

Scan to check your answers

1	2	3	4
5	6	7	8
9	10	11	12
13	14	15	16
17	18	19	20
21	22	23	24

Dot Plots: Finding the Median Task Cards: Answer Key

Grade 10 · Hard

The answers online

1. 15	**2.** 10	**3.** 7
4. 22	**5.** 4	**6.** 11
7. 6	**8.** 20	**9.** 22
10. 4.5	**11.** 12	**12.** 9.5
13. 11	**14.** 8.5	**15.** 12
16. 18.5	**17.** 13	**18.** 15.5
19. 10	**20.** 21	**21.** 21
22. 7.5	**23.** 6	**24.** 18.5